



October 5, 2023

Goose Creek 2019 Bond CBOC Report

- Dr. Randal O'Brien – Superintendent of Schools
- Susan Jackson – Deputy Superintendent of Curriculum and Instruction
- Dr. Anthony Price – Assistant Superintendent Operations Services
- Brigitte Clark – Chief Financial Officer
- Matt Flood – Chief Technology Officer
- Rick Walterscheid – Director of Transportation and Special Projects
- Ray Lavan – Director of Fine Arts
- Brenda Garcia – Director of Facilities Planning and Construction
- Lockwood, Andrews & Newnam – Program Managers
- CBOC Chair – Chet Theiss
- CBOC Secretary – Brian Miller



BOND FINANCES

(no update)

Brigitte
Clark



TECHNOLOGY
(no update)

**Matt
Flood**



SECURITY

(no update)

Dr. Anthony Price
& Matt Flood



SECURITY

(no update)

- ✓ White Fleet
- ✓ New Security Cameras



TRANSPORTATION

(no update)

Rick
Walterscheid



TRANSPORTATION

(no update)

- Bus Equipment
- Buses



FINE ARTS
(no update)

Ray Lavan



FINE ARTS

(no update)

- ✓ Fine Arts Equipment Replacement



FACILITIES PLANNING & CONSTRUCTION

Brenda Garcia



FACILITIES PLANNING & CONSTRUCTION

- Site Improvements
- Stuart CTHS P3
- Stuart CTHS P4
- Ed. Svc. Center P1
- Ed. Svc. Center P2
- RSS High School MEP Package #1
- MEP #2
- Lee Auditorium
- San Jacinto ES
- Junior School #6
- BAS Upgrades
- Plumbing #2
- CTE Renovations
- Construction Lab
- Running Tracks
- Elementary School #17
- REL Fine Arts
- Gentry Fine Arts
- Fine Arts Renovations
- Roof Replacement
- Stallworth Field House



Design

- **Fine Arts Renovations** – Project is in the Construction phase
 - New theater curtains have been ordered for Cedar Bayou Junior School
 - Project team is reviewing construction schedule with planned school year theater events
- **Education Service Center Phase 2** – Project is in the Bidding phase
 - The District has received bids and will be seeking an endorsement from the CBOC
- **Stallworth Field House** – Project is in the Construction phase
 - A General Contractor has been awarded the project
 - Project will break ground in mid-October with an anticipated completion period of late July



Construction

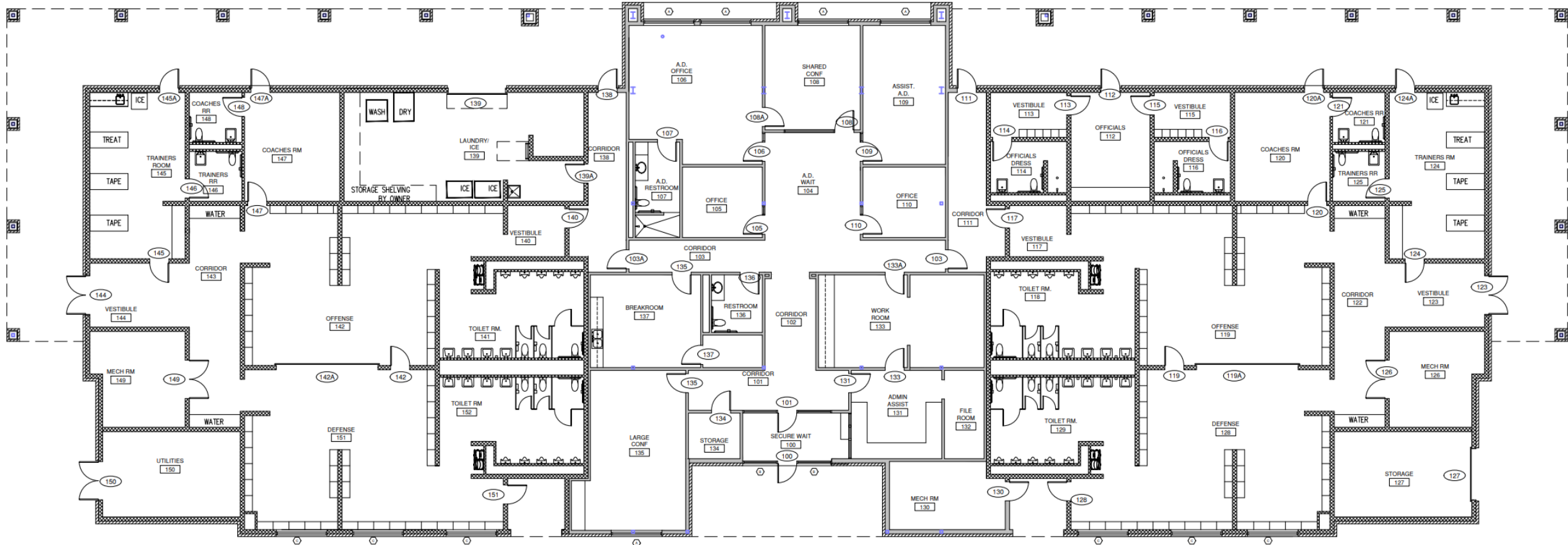
- **District-Wide Roof Replacement – Phase 2** – Project is in the Construction phase
 - Administration skylight shading devices are in manufacturing; installation to occur over winter break
 - Metal roof paneling is on hold until manufacturer can provide custom color
- **Stallworth Field House** – Project is in the Construction phase
 - A General Contractor has been awarded the project
 - Project will break ground in mid-October with an anticipated completion date of late July
- **Technology Center Expansion** – Project is in the Construction phase
 - General Contractor has mobilized on the project; construction fencing and underground utilities installation is underway
 - Project is slated for an end of May 2024 completion date



Completion

- ✓ BAS Upgrades – Phase 1 (ABM; ECM HVAC Controls)
- ✓ Site Improvement Project (Baytown JS, Gentry JS, and Hopper Primary)
- ✓ Stuart CTHS Phase 3
- ✓ CTE Lab Renovations
- ✓ Education Service Center Phase 1 A, B, and C
- ✓ District-Wide MEP Package #2
- ✓ Lee High School Armstrong Auditorium Renovation
- ✓ E.F. Green Junior School
- ✓ Stuart CTHS Phase 4
- ✓ CTE Sterling Construction Lab
- ✓ District-Wide Roof Replacement – Phase 1
- ✓ Junior School Running Tracks
- ✓ San Jacinto Elementary School
- ✓ Jessie L. Pumphrey Elementary School
- ✓ Gentry Fine Arts
- ✓ Sterling High School MEP Package #1
- ✓ Lee HS Fine Arts Building





Floor Plan

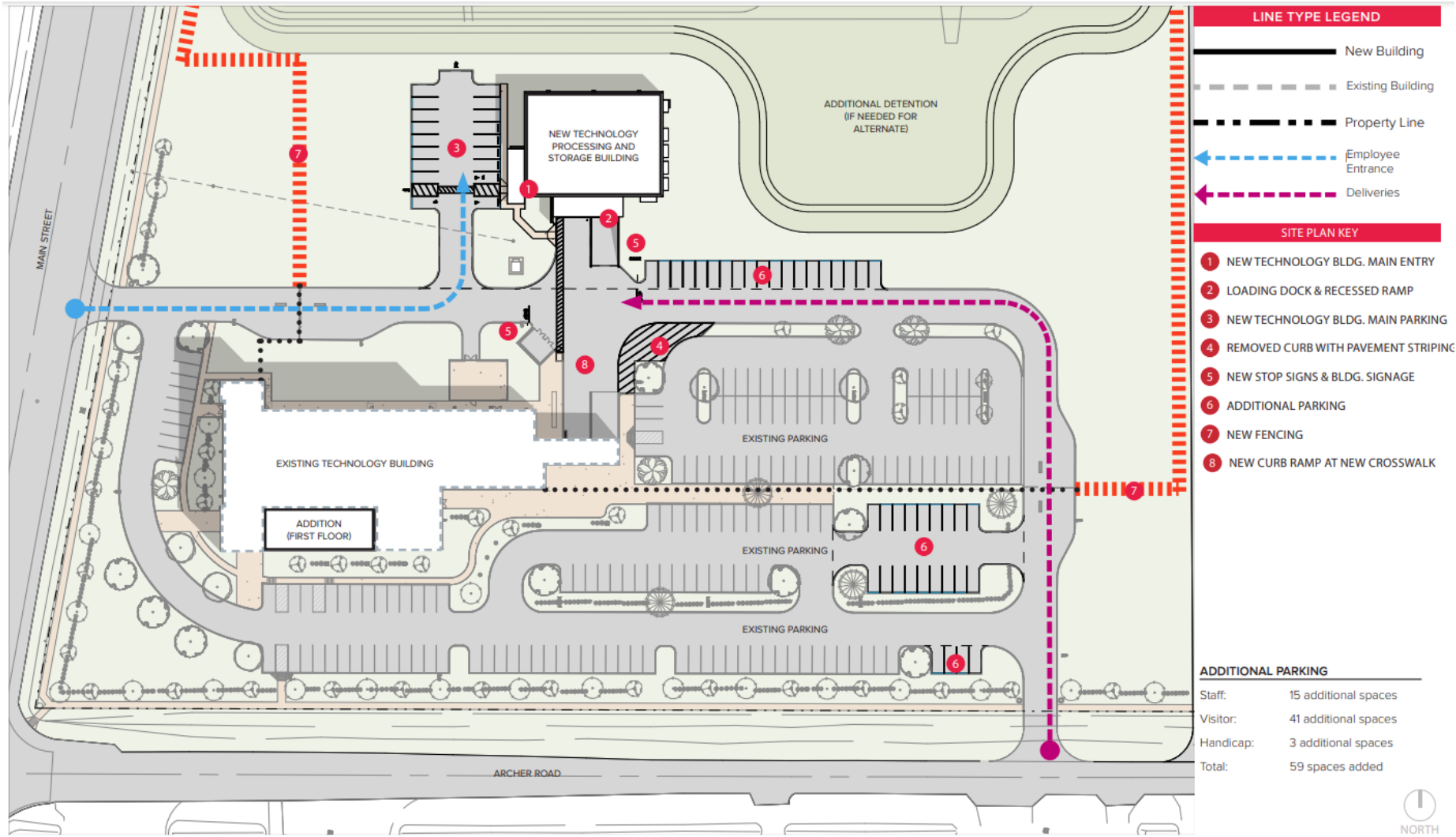


Rendering








Rendering

Technology Center Expansion



LINE TYPE LEGEND

-  New Building
-  Existing Building
-  Property Line
-  Employee Entrance
-  Deliveries

SITE PLAN KEY

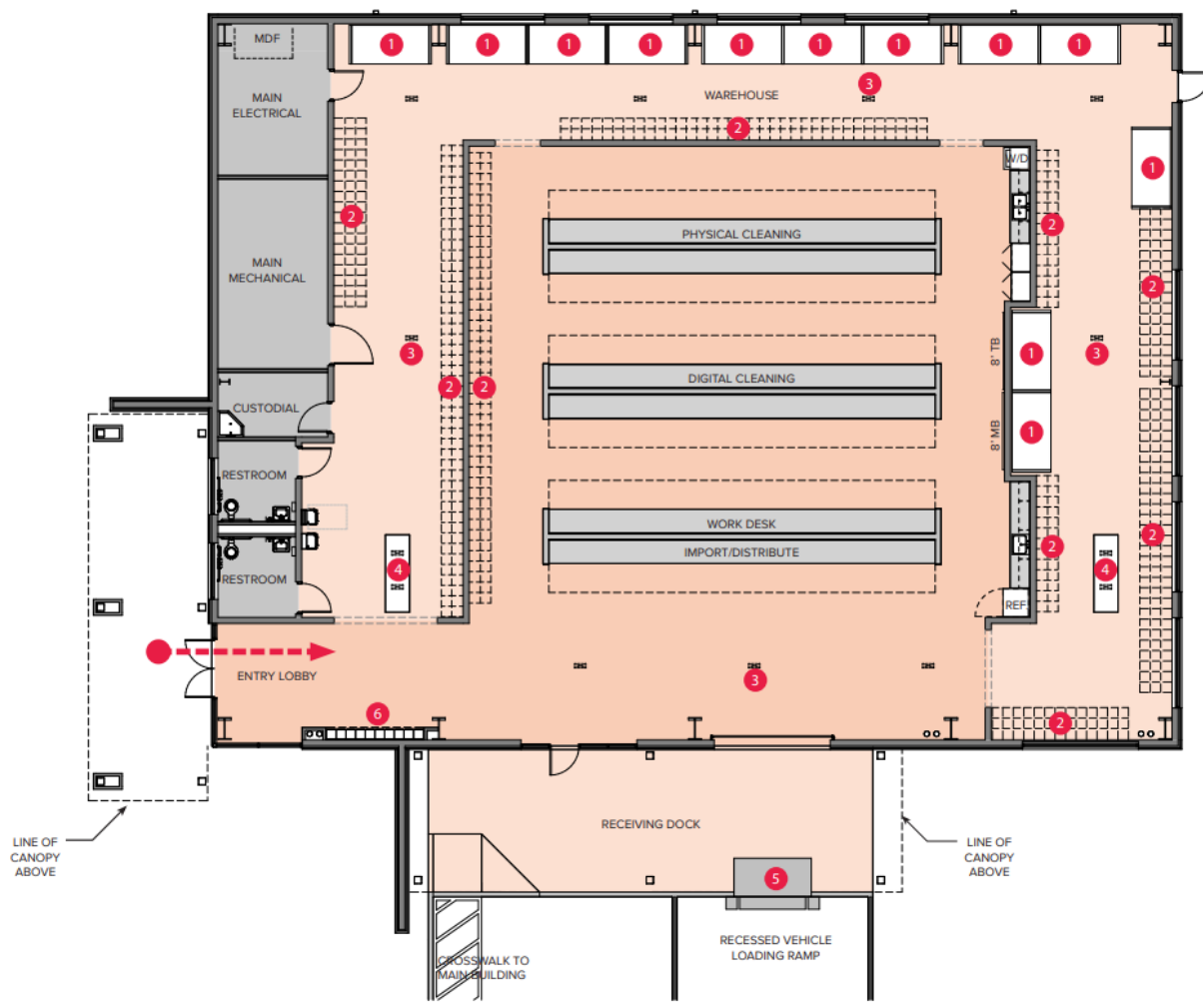
- 1 NEW TECHNOLOGY BLDG. MAIN ENTRY
- 2 LOADING DOCK & RECESSED RAMP
- 3 NEW TECHNOLOGY BLDG. MAIN PARKING
- 4 REMOVED CURB WITH PAVEMENT STRIPING
- 5 NEW STOP SIGNS & BLDG. SIGNAGE
- 6 ADDITIONAL PARKING
- 7 NEW FENCING
- 8 NEW CURB RAMP AT NEW CROSSWALK

ADDITIONAL PARKING

Staff:	15 additional spaces
Visitor:	41 additional spaces
Handicap:	3 additional spaces
Total:	59 spaces added



Site Plan



COLOR LEGEND

- Processing
- Storage
- Circulation
- Restrooms/Support Spaces
- 1 3-SHELF PALLET RACK - CAPACITY ~ 2,268 UNITS/RACK UNIT
- 2 FLOOR-STACKED CRATE STAGING CAPACITY ~ 72 UNITS/SQUARE SHOWN
- 3 OVERHEAD (OH) POWER REEL, TYPICAL
- 4 MOBILE TABLE & CHAIRS W/ OH POWER
- 5 MOTORIZED DOCK LEVELER
- 6 STAFF LOCKERS - 20 TOTAL

APPROXIMATE DESIGNED CAPACITY

Pallet Storage:	27,216 units
Crate/Ground Staging:	38,160 units
Total:	65,376 units



Floor Plan



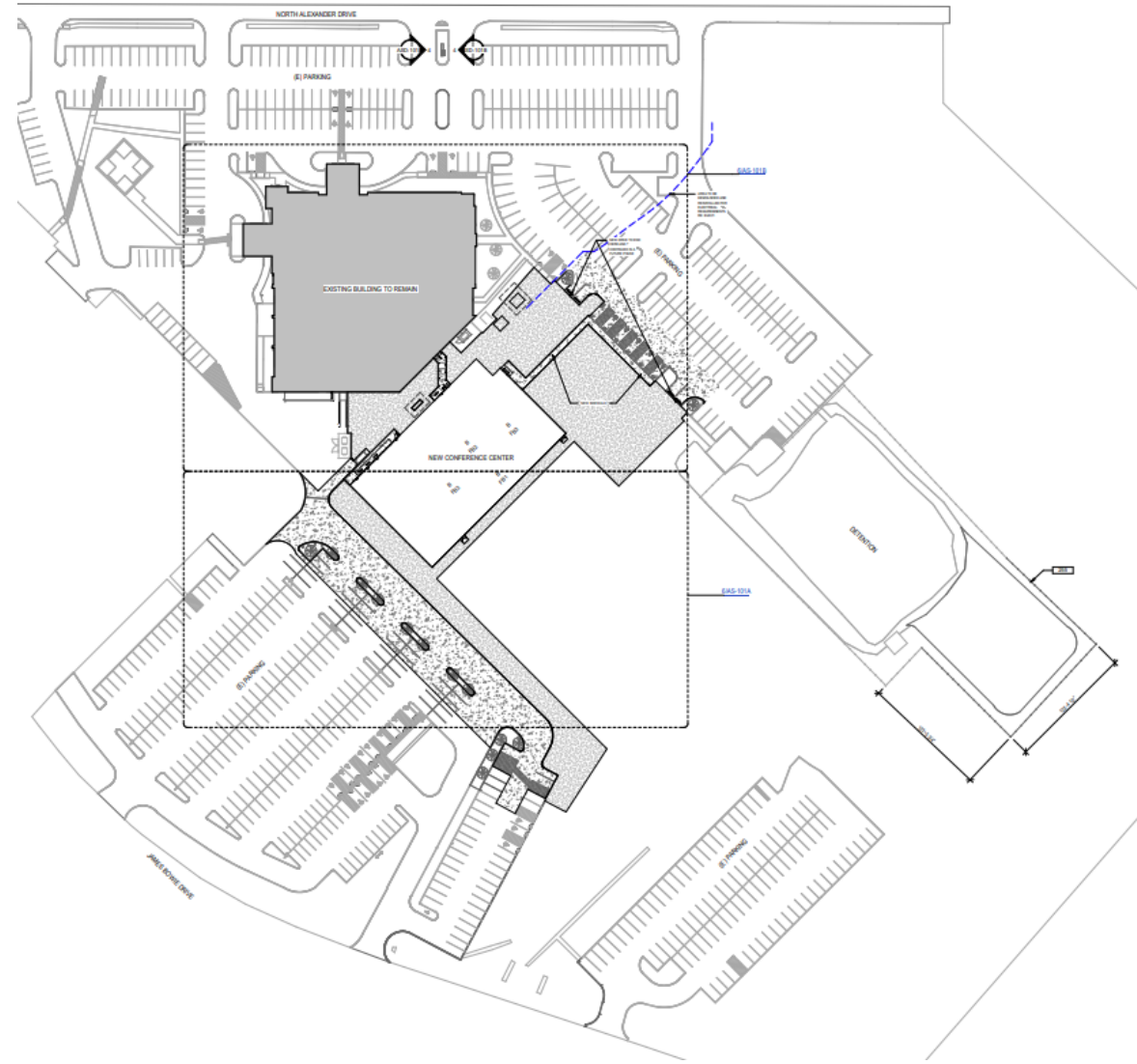
Rendering



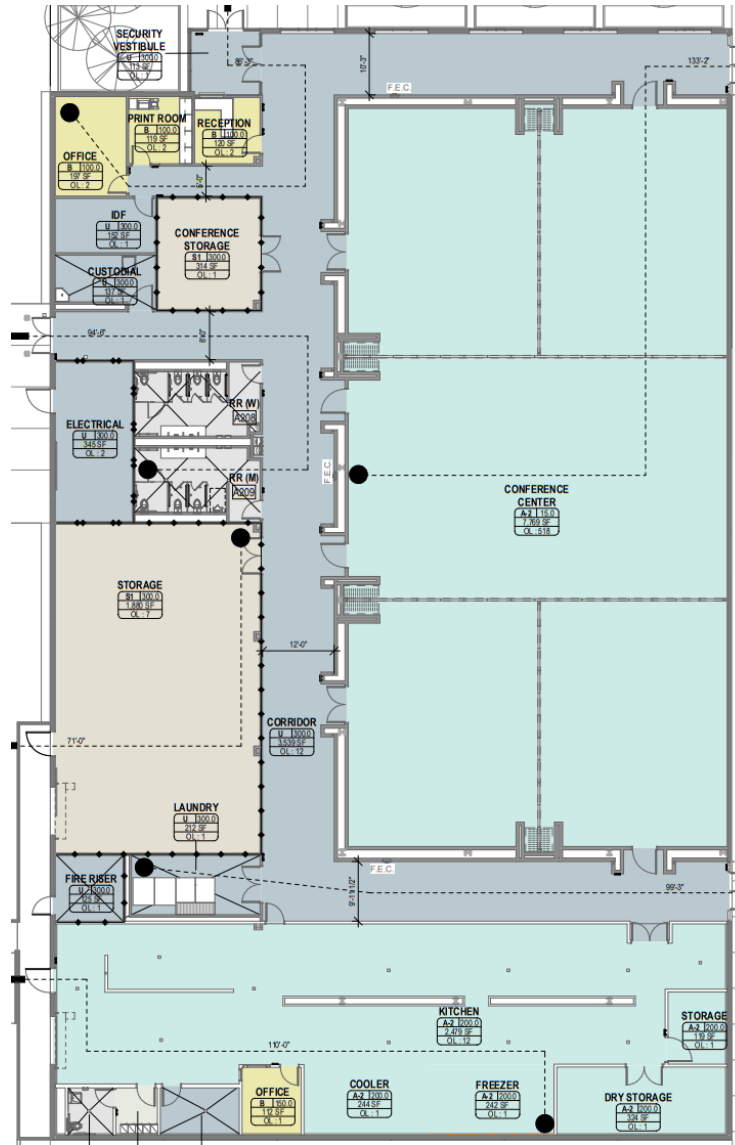
Rendering



Video



Site Plan




Floor Plan





Rendering

2019 BOND SCHEDULE



Bond Project Schedule



Goose Creek CISD Series 2019 Bond Fund #632 Financial Progress Report As of August 31, 2023

	Project Budget	Actual	Completion %	Estimated Final Cost	Estimated Cost %	Budget Variance
REVENUE						
Unlimited Tax School Bldg Bonds, 2019	\$ 127,330,000	\$127,330,000		127,330,000		-
Unlimited Tax School Bldg Bonds, 2020	\$ 118,030,000	\$118,030,000		118,030,000		-
Unlimited Tax School Bldg Bonds, 2021	\$ 90,365,000	\$ 90,365,000		90,365,000		-
Investment Earnings (Estimate)	-	6,223,735		6,223,735		6,223,735
Total Revenue	\$ 335,725,000	\$ 341,948,735		\$ 341,948,735		\$ 6,223,735
PROJECT EXPENDITURES						
Construction						
*Site Improvements	2,302,539	2,878,204	125%	2,878,204	125%	(575,665)
*SCTHS Phase III	19,672,546	18,552,169	94%	18,552,169	94%	1,120,377
ESC Phase I & Phase 2	10,950,727	10,784,227	98%	10,950,727	100%	-
Mechanical #1/Plbg. Upgrades #1	33,212,375	31,683,608	95%	32,564,922	98%	647,453
*Lee Auditorium	5,184,544	5,512,627	106%	5,512,627	106%	(328,083)
*San Jacinto Rplmt	27,001,097	27,998,391	104%	28,121,751	104%	(1,120,654)
*Jr High #6	56,930,190	57,412,689	101%	57,414,439	101%	(484,249)
*BAS Upgrades	2,866,171	-	0%	-	0%	2,866,171
*Construction Lab	2,880,000	3,303,620	115%	3,410,000	118%	(530,000)
*Mechanical #2	8,949,676	6,019,636	67%	6,019,636	67%	2,930,040
*Stuart CTHS P4	16,324,374	15,939,050	98%	16,024,374	98%	300,000
*Running Tracks	3,117,791	3,921,588	126%	3,921,588	126%	(165,297)
*Elementary #17	25,718,330	25,263,576	98%	25,311,244	98%	407,086
Lee & Gentry Fine Arts Buildings	11,617,016	12,409,777	107%	12,499,148	108%	(882,132)
Fine Arts Renov.	3,408,000	99,380	3%	2,750,944	81%	657,056
Roof Replacement	8,272,982	6,347,243	77%	7,272,982	88%	1,000,000
Field House	8,450,412	477,573	6%	8,450,412	100%	-
*BAS/Control Upgrades - ABM	6,112,290	6,112,290	100%	6,112,290	100%	-
*Water Conservation - ABM	764,579	730,410	96%	730,410	96%	34,169
*PRG MGMT - ABM	85,961	85,968	100%	85,968	100%	(7)
Program Management	7,450,761	7,446,789	100%	7,450,761	100%	-
FPC Expenditures	2,697,664	1,515,244	56%	2,697,664	100%	-
Non-FPC Bond Expenditures	210,975	191,480	91%	210,975	100%	-
Total Construction Projects	\$ 264,181,000	\$ 244,685,538	93%	\$ 258,943,235	98%	\$ 5,876,265



Goose Creek CISD Series 2019 Bond Fund #632 Financial Progress Report As of August 31, 2023						
	Project Budget	Actual	Completion %	Estimated Final Cost	Estimated Cost %	Budget Variance
Technology						
Teacher/Present Stations Repl	4,955,100	3,479,572	70%	4,955,100	100%	-
Interactive Whiteboards	7,299,360	5,190,460	71%	7,299,360	100%	-
Elem/JS Mobile Device Rpl	6,929,500	2,312,714	33%	6,929,500	100%	-
Add Elem. & JS Mobile Dev.	6,553,856	5,149,106	79%	6,553,856	100%	-
Comp Lab/Lib Tech Repl	6,896,247	2,515,187	36%	6,896,247	100%	-
Admin. Computer Repl.	1,322,200	907,006	69%	1,322,200	100%	-
Network Cabling Repl.	11,992,560	4,110,440	34%	11,992,560	100%	-
Network Infra. Repl. P1	3,789,700	4,179,847	110%	3,789,700	100%	-
Total Techonolgy Projects	\$ 49,738,523	\$ 27,844,332	56%	\$ 49,738,523	100%	\$ -
Administrative Services/C&I						
Buses	14,600,000	12,734,103	87%	14,600,000	100%	-
Bus Equipment	2,000,000	954,489	48%	2,000,000	100%	-
New Security Cameras	1,155,477	446,465	39%	1,155,477	100%	-
Vehicles - Police	600,000	593,294	99%	600,000	100%	-
Fine Arts Equip Replacement	3,450,000	3,220,419	93%	3,450,000	100%	-
Total Adm Services/C&I Projects	\$ 21,805,477	\$ 17,948,770	82%	\$ 21,805,477	100%	\$ -
Total Project Expenditures	\$ 335,725,000	\$ 290,478,640	87%	\$ 330,487,235	98%	\$ 5,876,265
* Completed Project						
Bond Program Savings/Earnings						\$ 12,100,000



CBOC Endorsement Request

(October 2023 Meeting)

Education Service Center Phase 2

Project Scope

Project will construct a new 20,000 sf auxiliary building that will include a full service catering kitchen for the District and administrative training spaces. The new center will also provide food service storage area, administrative offices with workrooms, reception area, and restrooms.

Justification

Additional funding to cover the cost would come from investment earnings and construction project savings over the course of the 2019 Bond Program.

Preliminary Project Budget (Phase 1):	\$	10,750,000.00
Estimated Final Cost (Phase 1):	\$	10,950,727.00
Phase 2 Project Budget:	\$	12,000,000.00

Total Endorsement Request: \$ 12,000,000.00



FOLLOW-UP INFORMATION

2023 - 2024 Meetings

- ~~October 5, 2023~~
- November 30, 2023
- January 25, 2024
- March 21, 2024
- May 16, 2024



THANK YOU

