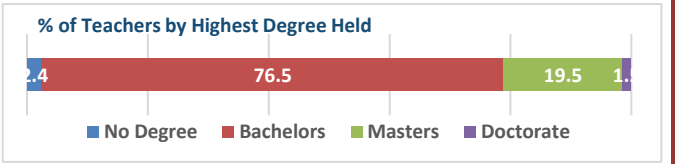
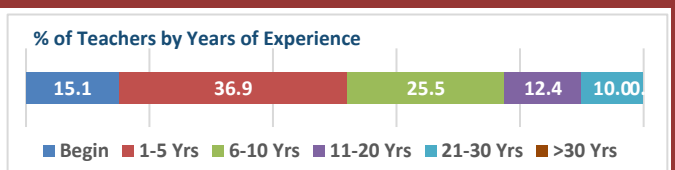
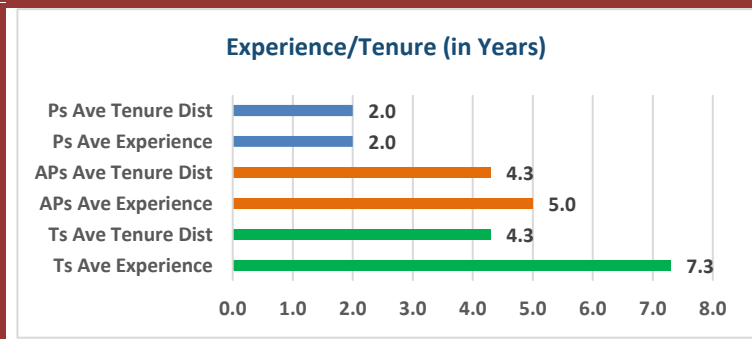
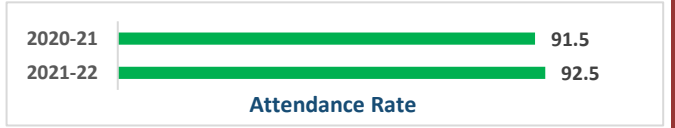
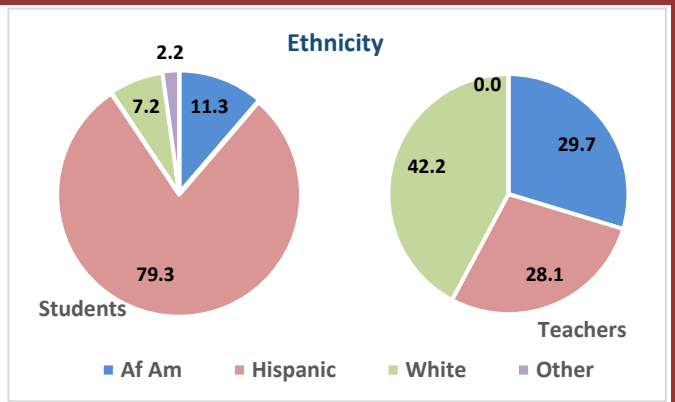
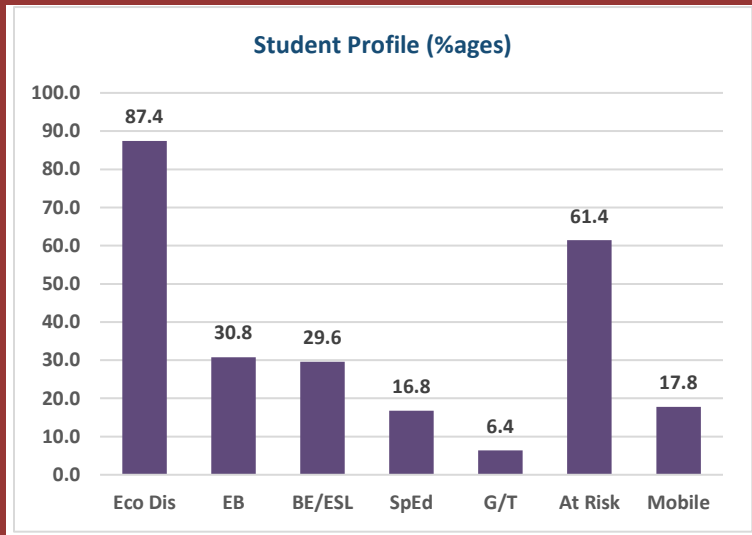
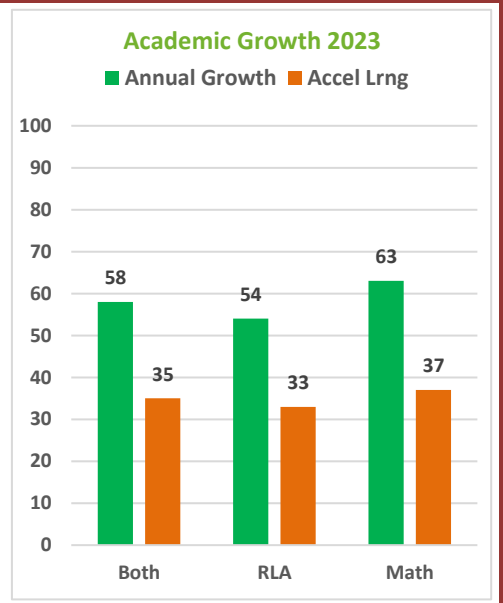
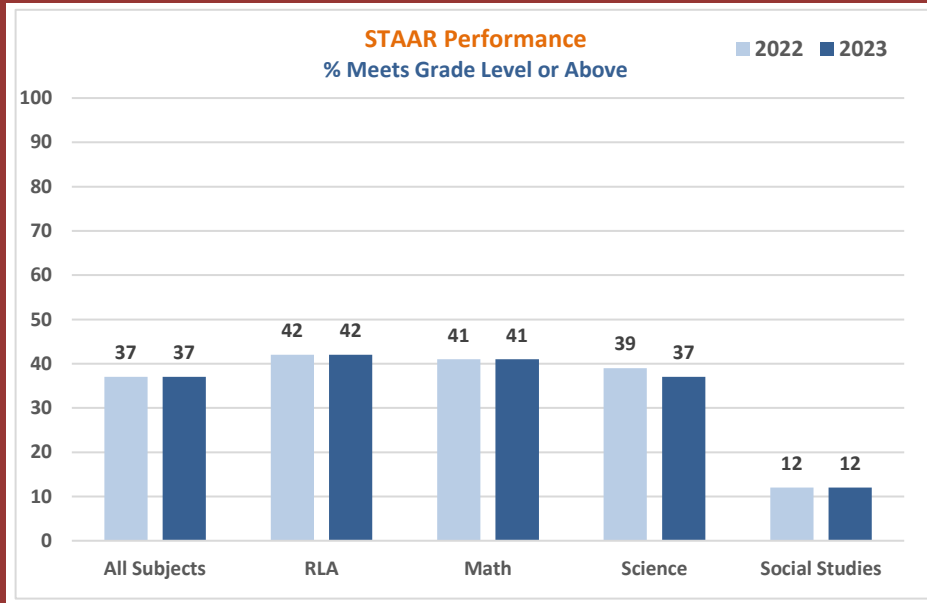


2022-23 Campus Snapshot

Campus Name HORACE MANN J H	Campus Number 101911045
Total Enrollment 811	Campus Type Middle
	Grade Span 06 - 08

2022-23 Accountability Summary			
Overall Campus Rating Not Released			Overall Scale Score Not Released
Distinction Designations No Distinction Designations Released			
ELA/Reading	Science	Academic Growth	Postsecondary Readiness
Mathematics	Social Studies	Closing the Gaps	



2022-23 Campus Snapshot

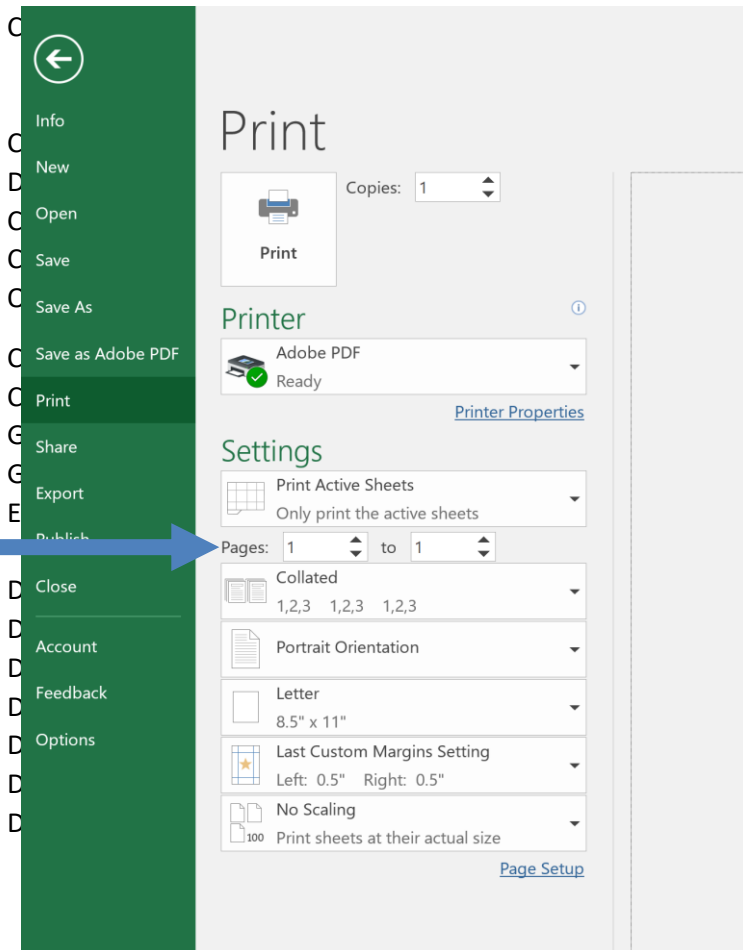
2022-23 Campus Snapshot

Type the 9-digit Campus Number (with no dashes or spaces) in Cell AG2.

When printing the report, **ONLY** print Page 1.

Print to Adobe if possible.

If printing to a printer other than Adobe, it may be necessary to select Page Setup and adjust the scaling to something less than 100% in order for the report to fit on 1 page.



2022	37
2023	37

STAAR Performance ("Cleaned")	All Subjects
2022	37
2023	37

Growth 2023	Both
Annual Growth	58
Accel Lrng	35

Student Profile	Eco Dis
	87.4

Ethnicity Students	Af Am
	11.3

2022-23 Campus Snapshot

Ethnicity	Af Am
Teachers	29.7

Experience	
Ts Ave Experience	7.3
Ts Ave Tenure Dist	4.3
APs Ave Experience	5.0
APs Ave Tenure Dist	4.3
Ps Ave Experience	2.0
Ps Ave Tenure Dist	2.0

% Teachers by Years of Experience

Begin	15.1
1-5 Yrs	36.9
6-10 Yrs	25.5
11-20 Yrs	12.4
21-30 Yrs	10.0
>30 Yrs	0.0
	99.9

Teachers by Highest Degree

No Degree	2.4
Bachelors	76.5
Masters	19.5
Doctorate	1.5
	99.9

Attendance Rate "cleaned"

2021-22	92.5
2020-21	91.5

4-Year Graduation Rate

2021-22	.
2020-21	.

CCMR

2021-22	.
2020-21	.

Attendance Rate "cleaned"

2021-22	92.5
2020-21	91.5

2022-23 Campus Snapshot

% Meets Grade Level or Above

RLA	Math	Science	Social Studies
42	41	39	12
42	41	37	12

% Meets Grade Level or Above

RLA	Math	Science	Social Studies
42	41	39	12
42	41	37	12

RLA	Math
54	63
33	37

EB	BE/ESL	SpEd	G/T	At Risk	Mobile
30.8	29.6	16.8	6.4	61.4	17.8

Hispanic	White	Other
79.3	7.2	2.2

2022-23 Campus Snapshot

Hispanic
28.1

White
42.2

Other
0.0