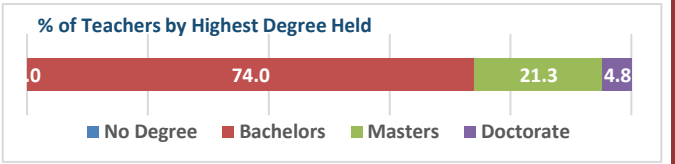
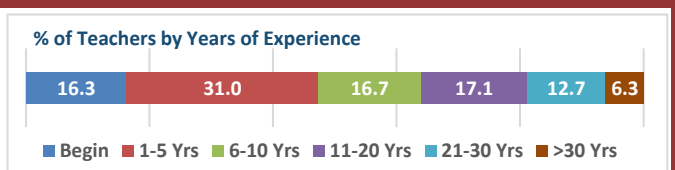
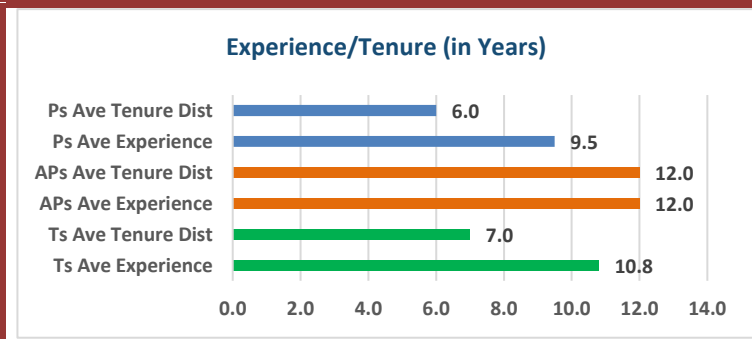
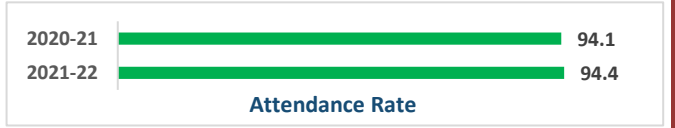
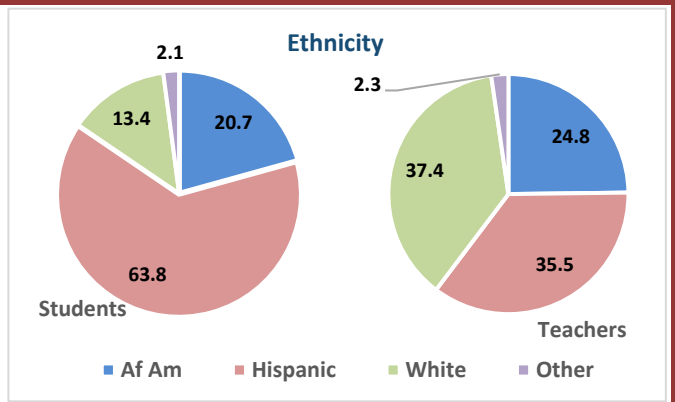
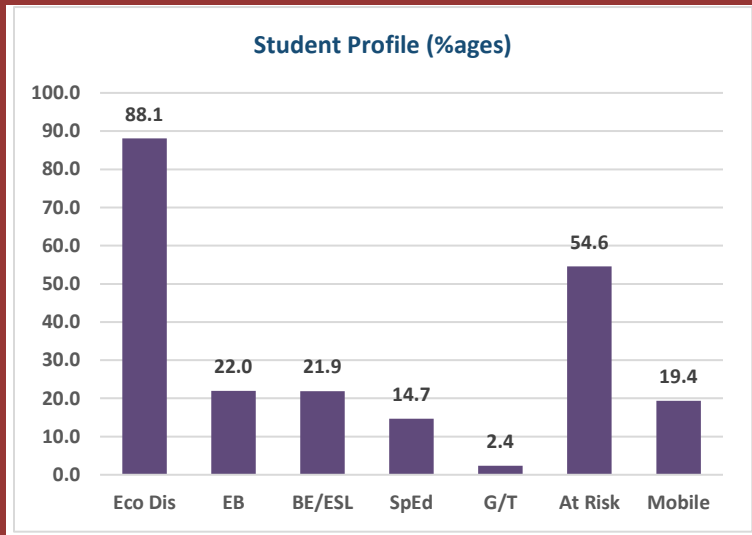
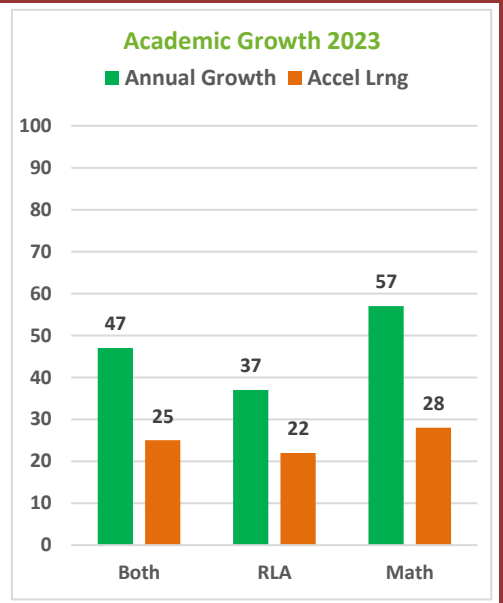
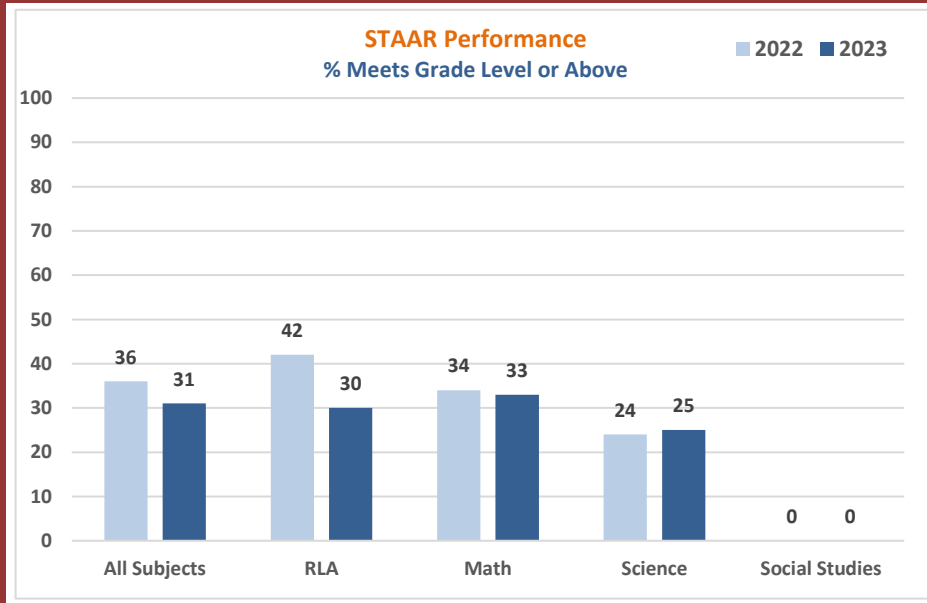


2022-23 Campus Snapshot

Campus Name JAMES BOWIE EL	Campus Number 101911103
Total Enrollment 613	Campus Type Elementary
	Grade Span EE - 05

2022-23 Accountability Summary			
Overall Campus Rating	Not Released	Overall Scale Score	Not Released
Distinction Designations	No Distinction Designations Released		
ELA/Reading	Science	Academic Growth	Postsecondary Readiness
Mathematics	Social Studies	Closing the Gaps	



2022-23 Campus Snapshot

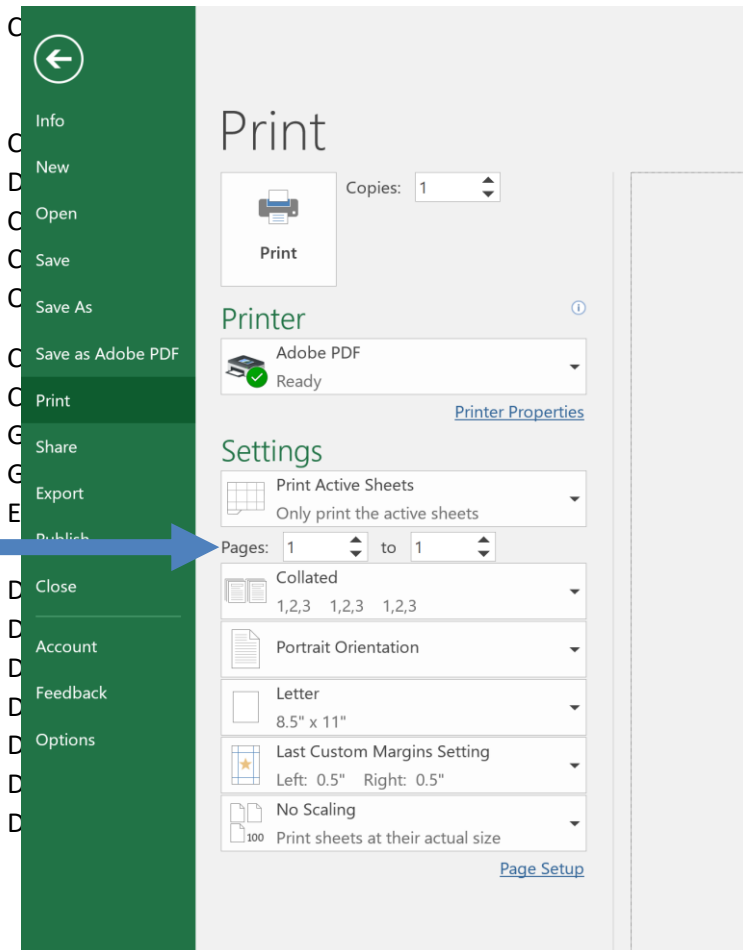
2022-23 Campus Snapshot

Type the 9-digit Campus Number (with no dashes or spaces) in Cell AG2.

When printing the report, **ONLY** print Page 1.

Print to Adobe if possible.

If printing to a printer other than Adobe, it may be necessary to select Page Setup and adjust the scaling to something less than 100% in order for the report to fit on 1 page.



2022	36
2023	31

STAAR Performance ("Cleaned")	All Subjects
2022	36
2023	31

Growth 2023	Both
Annual Growth	47
Accel Lrng	25

Student Profile	Eco Dis
	88.1

Ethnicity	Af Am
Students	20.7

2022-23 Campus Snapshot

Ethnicity	Af Am
Teachers	24.8

Experience	
Ts Ave Experience	10.8
Ts Ave Tenure Dist	7.0
APs Ave Experience	12.0
APs Ave Tenure Dist	12.0
Ps Ave Experience	9.5
Ps Ave Tenure Dist	6.0

% Teachers by Years of Experience

Begin	16.3
1-5 Yrs	31.0
6-10 Yrs	16.7
11-20 Yrs	17.1
21-30 Yrs	12.7
>30 Yrs	6.3
	100.1

Teachers by Highest Degree

No Degree	0.0
Bachelors	74.0
Masters	21.3
Doctorate	4.8
	100.1

Attendance Rate "cleaned"

2021-22	94.4
2020-21	94.1

4-Year Graduation Rate

2021-22	.
2020-21	.

CCMR

2021-22	.
2020-21	.

Attendance Rate "cleaned"

2021-22	94.4
2020-21	94.1

2022-23 Campus Snapshot

% Meets Grade Level or Above

RLA	Math	Science	Social Studies
42	34	24	.
30	33	25	.

% Meets Grade Level or Above

RLA	Math	Science	Social Studies
42	34	24	.
30	33	25	.

RLA	Math
37	57
22	28

EB	BE/ESL	SpEd	G/T	At Risk	Mobile
22.0	21.9	14.7	2.4	54.6	19.4

Hispanic	White	Other
63.8	13.4	2.1

2022-23 Campus Snapshot

Hispanic
35.5

White
37.4

Other
2.3