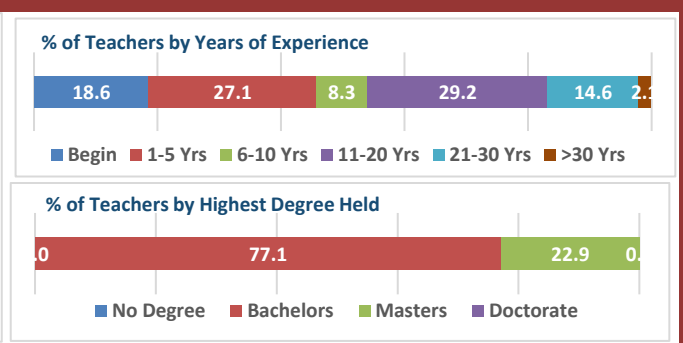
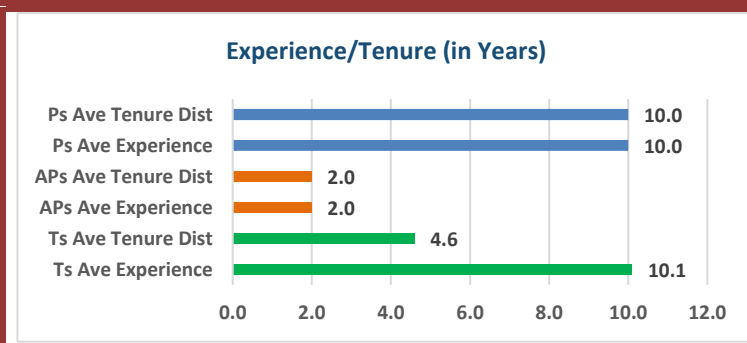
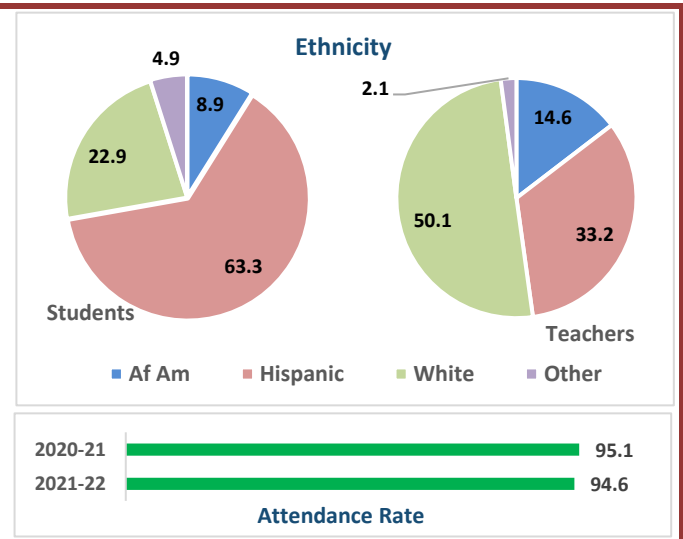
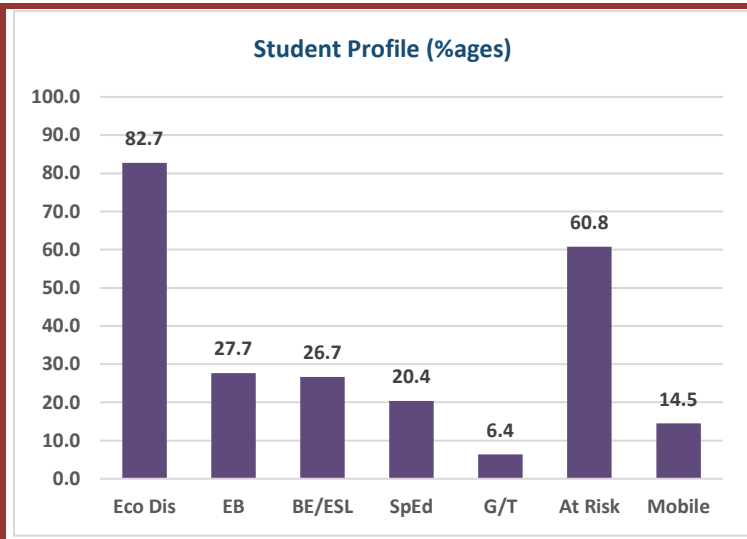
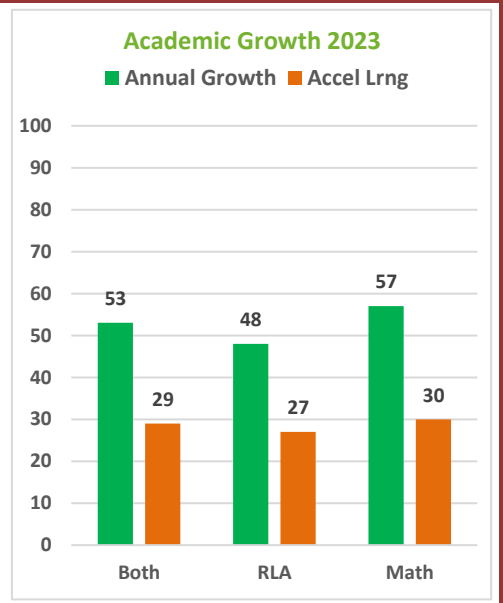
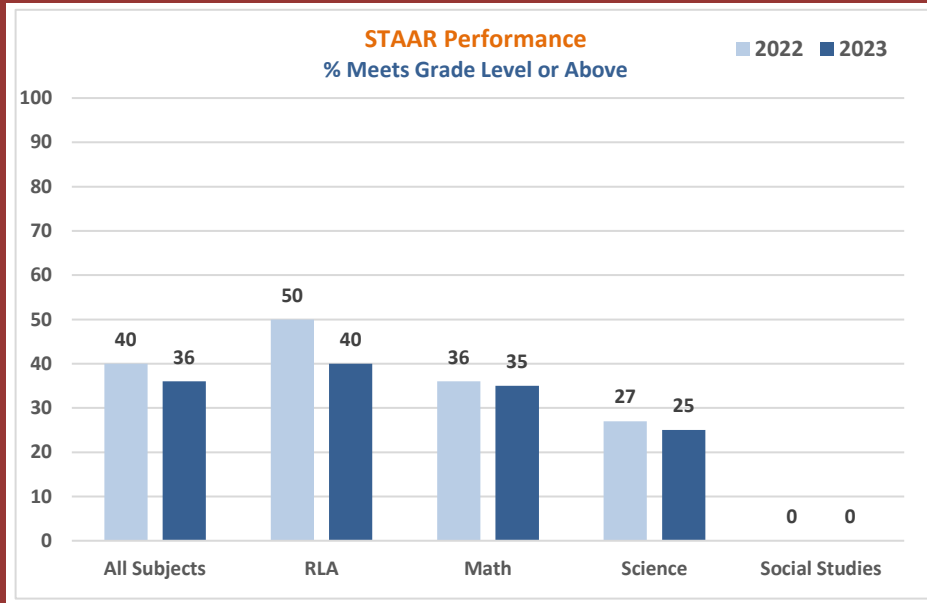


# 2022-23 Campus Snapshot

<b>Campus Name</b> HIGHLANDS EL	<b>Campus Number</b> 101911108
<b>Total Enrollment</b> 739	<b>Campus Type</b> Elementary
	<b>Grade Span</b> 02 - 05

2022-23 Accountability Summary			
<b>Overall Campus Rating</b>	Not Released	<b>Overall Scale Score</b>	Not Released
<b>Distinction Designations</b>	No Distinction Designations Released		
ELA/Reading	Science	Academic Growth	Postsecondary Readiness
Mathematics	Social Studies	Closing the Gaps	



**2022-23 Campus Snapshot**

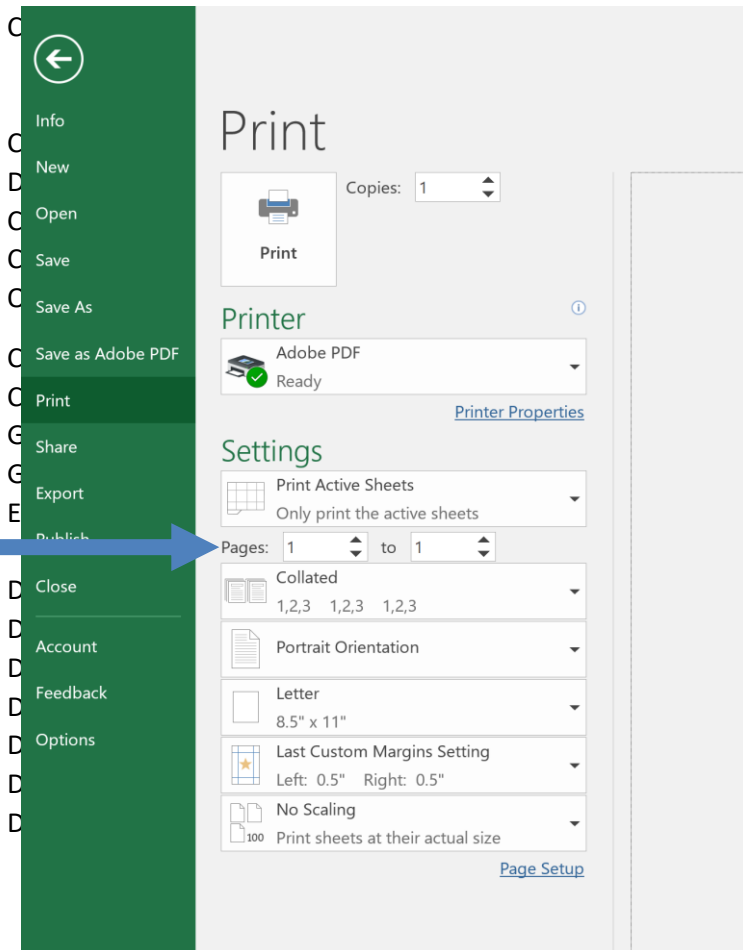
## 2022-23 Campus Snapshot

Type the 9-digit Campus Number (with no dashes or spaces) in Cell AG2.

When printing the report, **ONLY** print Page 1.

Print to Adobe if possible.

*If printing to a printer other than Adobe, it may be necessary to select Page Setup and adjust the scaling to something less than 100% in order for the report to fit on 1 page.*



2022	40
2023	36

STAAR Performance ("Cleaned")	All Subjects
2022	40
2023	36

Growth 2023	Both
Annual Growth	53
Accel Lrng	29

Student Profile	Eco Dis
	82.7

Ethnicity Students	Af Am
	8.9

## 2022-23 Campus Snapshot

Ethnicity	Af Am
Teachers	14.6

Experience	
Ts Ave Experience	10.1
Ts Ave Tenure Dist	4.6
APs Ave Experience	2.0
APs Ave Tenure Dist	2.0
Ps Ave Experience	10.0
Ps Ave Tenure Dist	10.0

### % Teachers by Years of Experience

Begin	18.6
1-5 Yrs	27.1
6-10 Yrs	8.3
11-20 Yrs	29.2
21-30 Yrs	14.6
>30 Yrs	2.1
	99.9

### Teachers by Highest Degree

No Degree	0.0
Bachelors	77.1
Masters	22.9
Doctorate	0.0
	100.0

### Attendance Rate "cleaned"

2021-22	94.6
2020-21	95.1

### 4-Year Graduation Rate

2021-22	.
2020-21	.

### CCMR

2021-22	.
2020-21	.

### Attendance Rate "cleaned"

2021-22	94.6
2020-21	95.1

## 2022-23 Campus Snapshot

% Meets Grade Level or Above			
RLA	Math	Science	Social Studies
50	36	27	.
40	35	25	.

% Meets Grade Level or Above			
RLA	Math	Science	Social Studies
50	36	27	.
40	35	25	.

RLA	Math
48	57
27	30

EB	BE/ESL	SpEd	G/T	At Risk	Mobile
27.7	26.7	20.4	6.4	60.8	14.5

Hispanic	White	Other
63.3	22.9	4.9

# 2022-23 Campus Snapshot

Hispanic  
33.2

White  
50.1

Other  
2.1