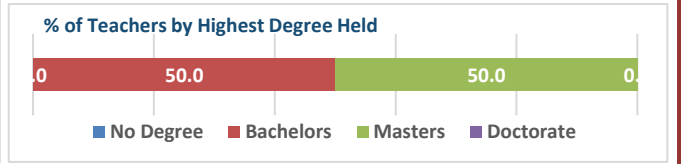
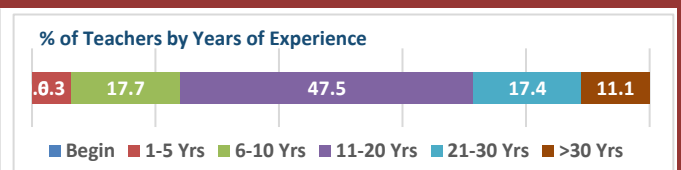
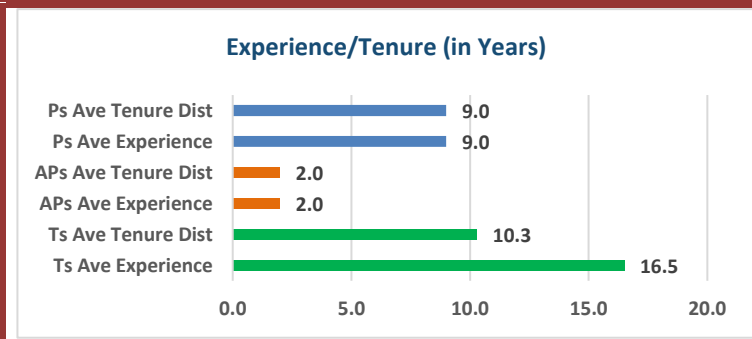
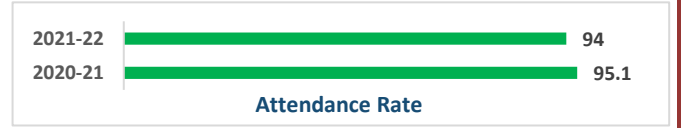
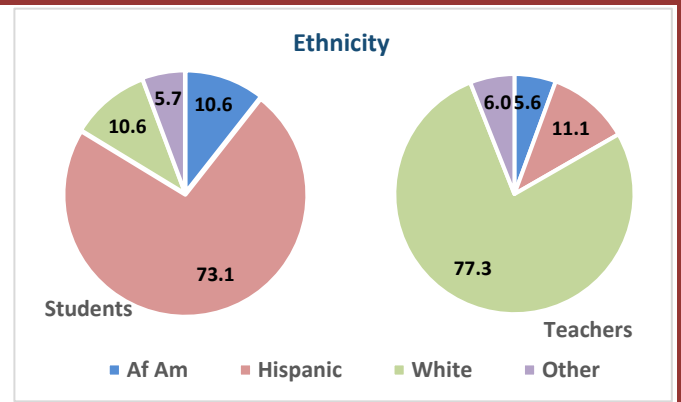
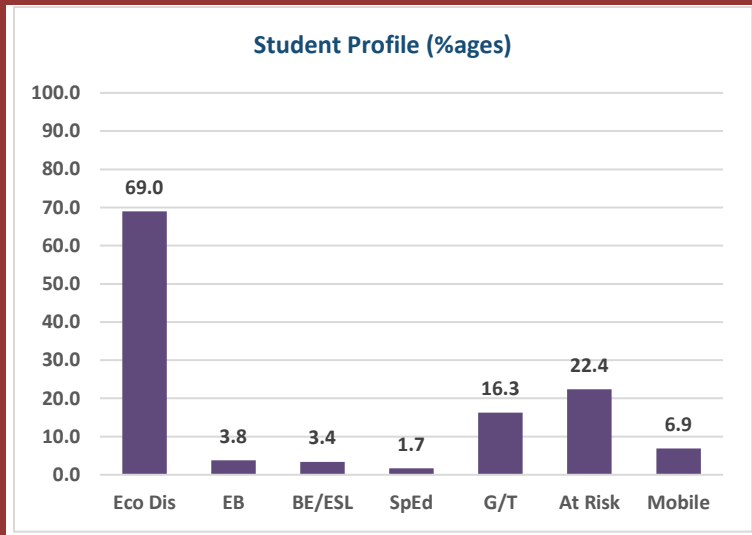
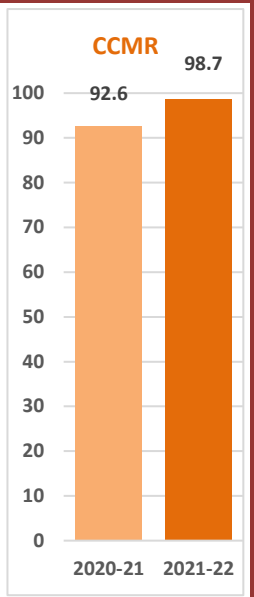
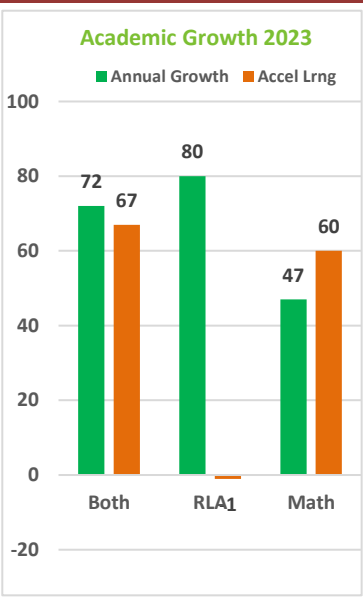
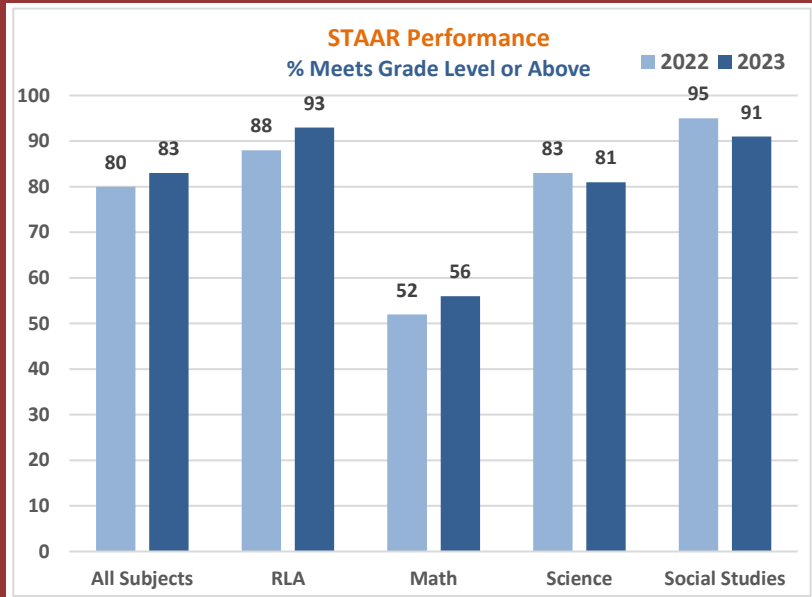


2022-23 Campus Snapshot

Campus Name	IMPACT EARLY COLLEGE H S	Campus Number	101911016
Total Enrollment	416	Campus Type	Secondary
		Grade Span	09 - 12

2022-23 Accountability Summary			
Overall Campus Rating	Not Released	Overall Scale Score	Not Released
Distinction Designations	No Distinction Designations Released		
ELA/Reading	Science	Academic Growth	Postsecondary Readiness
Mathematics	Social Studies	Closing the Gaps	



2022-23 Campus Snapshot

2022-23 Campus Snapshot

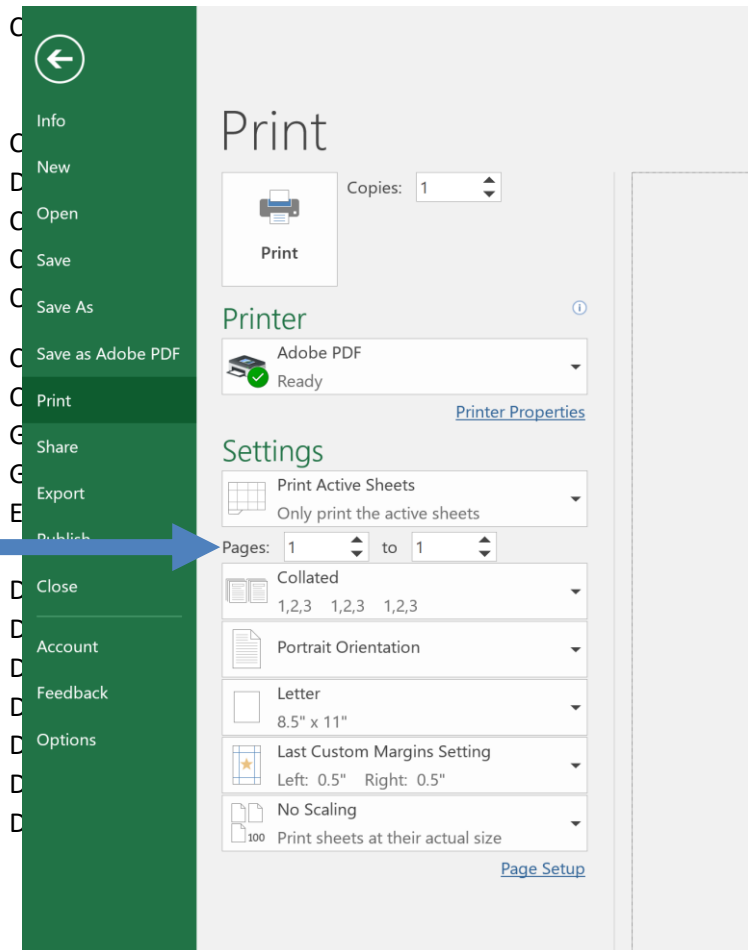
2022-23 Campus Snapshot

Type the 9-digit Campus Number (with no dashes or spaces) in Cell AG2.

When printing the report, **ONLY** print Page 1.

Print to Adobe if possible.

If printing to a printer other than Adobe, it may be necessary to select Page Setup and adjust the scaling to something less than 100% in order for the report to fit on 1 page.



2022	80
2023	83

STAAR Performance ("Cleaned")	All Subjects
2022	80
2023	83

Growth 2023	Both
Annual Growth	72
Accel Lrng	67

Student Profile	Eco Dis
	69.0

Ethnicity Students	Af Am
	10.6

2022-23 Campus Snapshot

Ethnicity	Af Am
Teachers	5.6

Experience	
Ts Ave Experience	16.5
Ts Ave Tenure Dist	10.3
APs Ave Experience	2.0
APs Ave Tenure Dist	2.0
Ps Ave Experience	9.0
Ps Ave Tenure Dist	9.0

% Teachers by Years of Experience

Begin	0.0
1-5 Yrs	6.3
6-10 Yrs	17.7
11-20 Yrs	47.5
21-30 Yrs	17.4
>30 Yrs	11.1
	100.0

Teachers by Highest Degree

No Degree	0.0
Bachelors	50.0
Masters	50.0
Doctorate	0.0
	100.0

Attendance Rate "cleaned"

2020-21	95.1
2021-22	94

4-Year Graduation Rate "cleaned"

2020-21	100
2021-22	98.8

CCMR "cleaned"

2020-21	92.6
2021-22	98.7

Attendance Rate

2020-21	95.1
2021-22	94

4-Year Graduation Rate

2022-23 Campus Snapshot

2020-21	100
2021-22	98.8
CCMR	
2020-21	92.6
2021-22	98.7

2022-23 Campus Snapshot

;

% Meets Grade Level or Above				
RLA	Math	Science	Social Studies	Writing
88	52	83	95	
93	56	81	91	

% Meets Grade Level or Above				
RLA	Math	Science	Social Studies	Writing
88	52	83	95	
93	56	81	91	

RLA	Math
80	47
-1	60

EB	BE/ESL	SpEd	G/T	At Risk	Mobile
3.8	3.4	1.7	16.3	22.4	6.9

Hispanic	White	Other
73.1	10.6	5.7

2022-23 Campus Snapshot

Hispanic
11.1

White
77.3

Other
6.0