
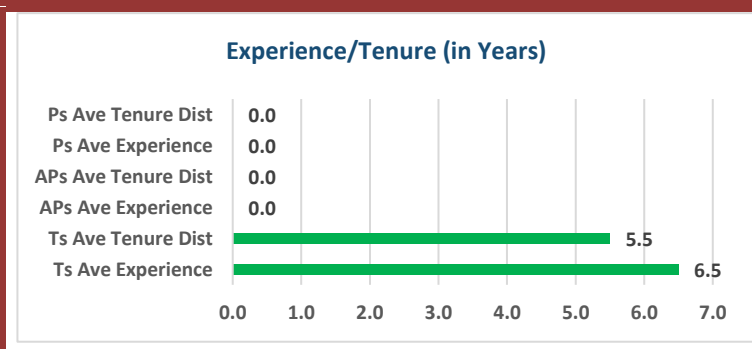
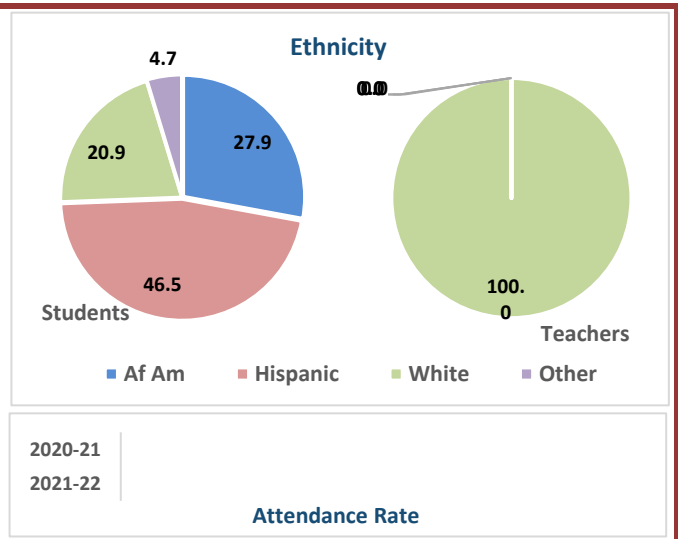
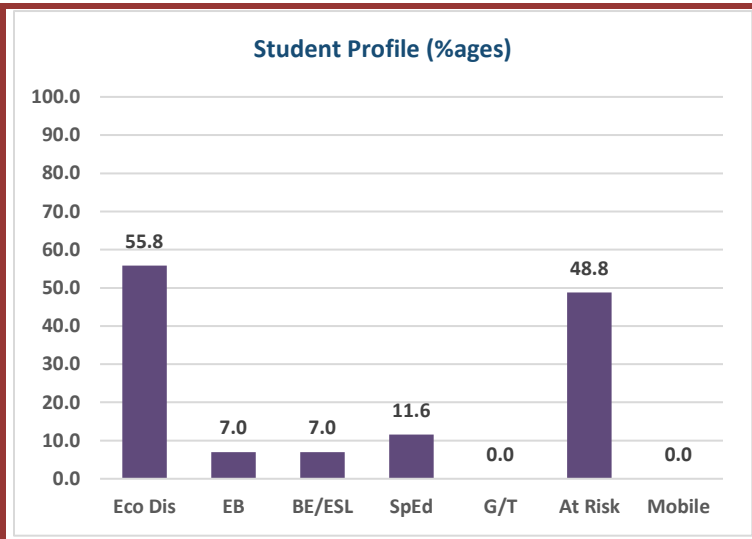
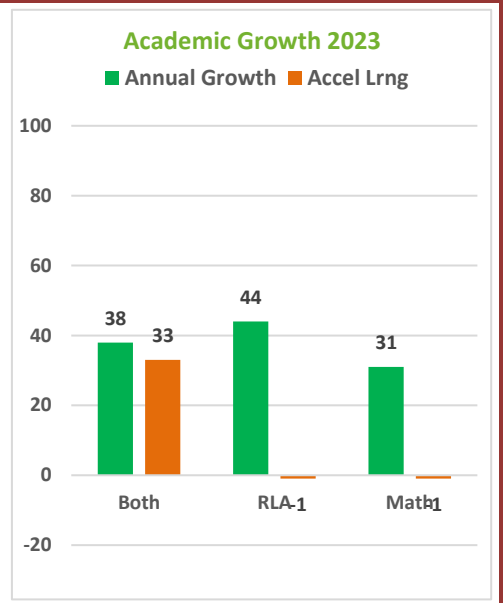
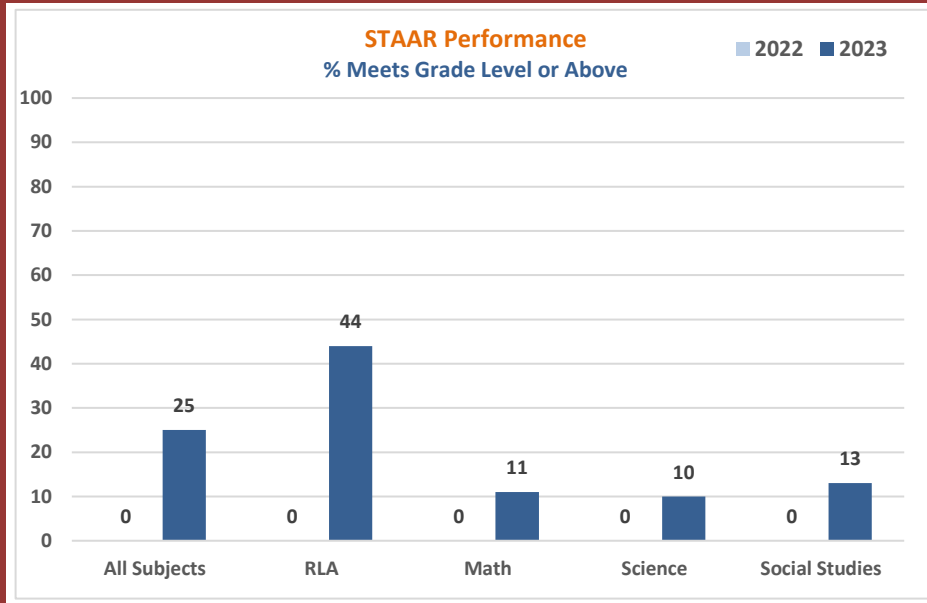


# 2022-23 Campus Snapshot

<b>Campus Name</b> GCCISD VIRTUAL ACADEMY	<b>Campus Number</b> 101911040
<b>Total Enrollment</b> 43	<b>Campus Type</b> Both
	<b>Grade Span</b> KG - 12

2022-23 Accountability Summary			
<b>Overall Campus Rating</b>	Not Released	<b>Overall Scale Score</b>	
<b>Distinction Designations</b>	No Distinction Designations Released		
ELA/Reading	Science	Academic Growth	Postsecondary Readiness
Mathematics	Social Studies	Closing the Gaps	



**2022-23 Campus Snapshot**

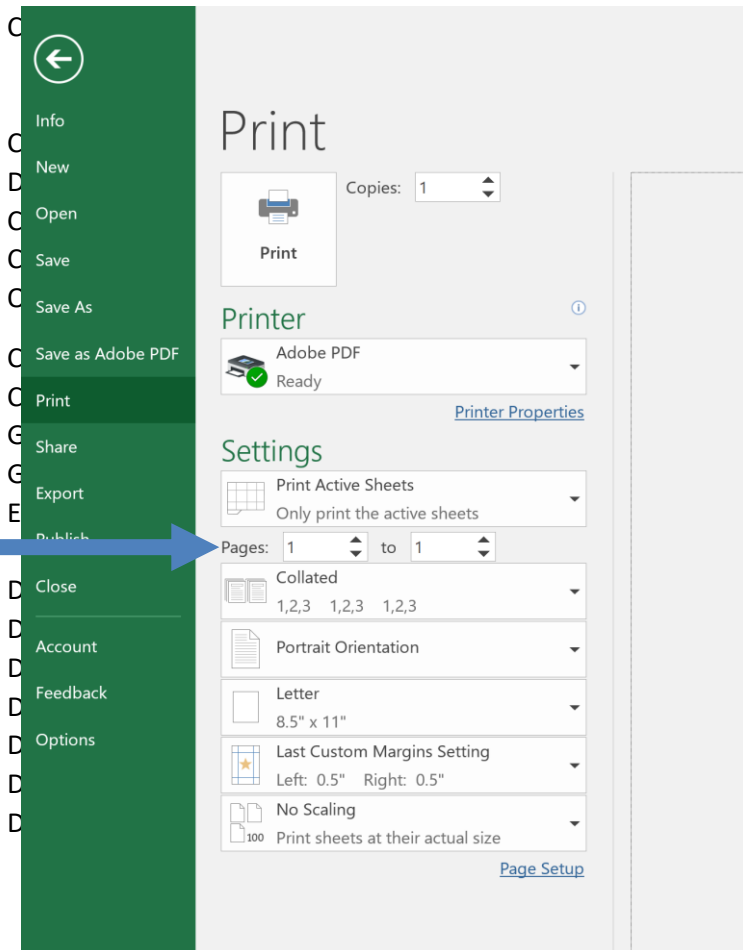
## 2022-23 Campus Snapshot

Type the 9-digit Campus Number (with no dashes or spaces) in Cell AG2.

When printing the report, **ONLY** print Page 1.

Print to Adobe if possible.

*If printing to a printer other than Adobe, it may be necessary to select Page Setup and adjust the scaling to something less than 100% in order for the report to fit on 1 page.*



2022

2023

25

STAAR Performance ("Cleaned")

All Subjects

2022

2023

25

Growth 2023

Both

Annual Growth

38

Accel Lrng

33

Student Profile

Eco Dis

55.8

Ethnicity  
Students

Af Am

27.9

## 2022-23 Campus Snapshot

Ethnicity	Af Am
Teachers	0.0

Experience	
Ts Ave Experience	6.5
Ts Ave Tenure Dist	5.5
APs Ave Experience	0.0
APs Ave Tenure Dist	0.0
Ps Ave Experience	0.0
Ps Ave Tenure Dist	0.0

### % Teachers by Years of Experience

Begin	0.0
1-5 Yrs	50.0
6-10 Yrs	50.0
11-20 Yrs	0.0
21-30 Yrs	0.0
>30 Yrs	0.0
	100.0

### Teachers by Highest Degree

No Degree	0.0
Bachelors	100.0
Masters	0.0
Doctorate	0.0
	100.0

### Attendance Rate "cleaned"

2021-22	.
2020-21	.

### 4-Year Graduation Rate

2021-22	.
2020-21	.

### CCMR

2021-22	.
2020-21	.

### Attendance Rate "cleaned"

2021-22	.
2020-21	.

# 2022-23 Campus Snapshot

% Meets Grade Level or Above			
RLA	Math	Science	Social Studies
44	11	10	13

% Meets Grade Level or Above			
RLA	Math	Science	Social Studies
44	11	10	13

RLA	Math
44	31
-1	-1

EB	BE/ESL	SpEd	G/T	At Risk	Mobile
7.0	7.0	11.6	0.0	48.8	.

Hispanic	White	Other
46.5	20.9	4.7

# 2022-23 Campus Snapshot

Hispanic  
0.0

White  
100.0

Other  
0.0