

Goose Creek Consolidated Independent School District
Lorenzo De Zavala Elementary
2024-2025 GCCISD School Board Review-September 2024



Mission Statement

Every Dolphin, Every Day!

Vision

De Zavala Elementary provides a safe, positive learning environment where all students learn at high levels and reach their maximum academic, social, and emotional potential.

Table of Contents

| | |
|--|----|
| Comprehensive Needs Assessment Data Documentation | 4 |
| Goals | 6 |
| Goal 1: Lorenzo De Zavala Elementary will increase student achievement by providing rigorous learning opportunities and curricula that meets students' needs for achieving exemplary academic and post-secondary success. | 6 |
| Goal 2: Lorenzo De Zavala Elementary will provide a well balanced and appropriate curriculum to all students. | 8 |
| Goal 3: Lorenzo De Zavala Elementary, through enhanced dropout prevention efforts, will work to ensure that all students will remain in school until they obtain a high school diploma. | 9 |
| Goal 4: Lorenzo De Zavala Elementary will provide and maintain a safe, positive learning environment. | 11 |
| Goal 5: Lorenzo De Zavala Elementary will recruit, develop, and retain highly effective personnel. | 13 |
| Goal 6: Lorenzo De Zavala Elementary will establish and maintain parental and community partnerships in education to enhance student achievement. | 14 |
| Goal 7: Lorenzo De Zavala Elementary will provide the technology infrastructure and tools to maximize student achievement. | 16 |
| Campus Funding Summary | 17 |

Comprehensive Needs Assessment Data Documentation

The following data were used to verify the comprehensive needs assessment analysis:

Improvement Planning Data

- District goals
- Campus goals

Accountability Data

- Texas Academic Performance Report (TAPR) data
- Closing the Gaps Domain

Student Data: Assessments

- State and federally required assessment information
- STAAR current and longitudinal results, including all versions
- STAAR End-of-Course current and longitudinal results, including all versions
- STAAR released test questions
- STAAR Emergent Bilingual (EB) progress measure data
- Texas English Language Proficiency Assessment System (TELPAS) and TELPAS Alternate results
- Local diagnostic reading assessment data
- Local benchmark or common assessments data
- Other PreK - 2nd grade assessment data

Student Data: Student Groups

- Race and ethnicity data, including number of students, academic achievement, discipline, attendance, and rates of progress between groups
- Special programs data, including number of students, academic achievement, discipline, attendance, and rates of progress for each student group
- Economically disadvantaged / Non-economically disadvantaged performance and participation data
- Male / Female performance, progress, and participation data
- Special education/non-special education population including discipline, progress and participation data
- Migrant/non-migrant population including performance, progress, discipline, attendance and mobility data
- At-risk/non-at-risk population including performance, progress, discipline, attendance, and mobility data
- Section 504 data
- Homeless data
- Gifted and talented data
- Dyslexia data

Student Data: Behavior and Other Indicators

- Completion rates and/or graduation rates data
- Attendance data
- Mobility rate, including longitudinal data
- Student surveys and/or other feedback
- School safety data

Employee Data

- Professional learning communities (PLC) data
- Staff surveys and/or other feedback
- Teacher/Student Ratio
- Campus leadership data
- Professional development needs assessment data
- T-TESS data

Parent/Community Data

- Parent surveys and/or other feedback
- Parent engagement rate

Support Systems and Other Data

- Organizational structure data
- Processes and procedures for teaching and learning, including program implementation





Goals

Goal 1: Lorenzo De Zavala Elementary will increase student achievement by providing rigorous learning opportunities and curricula that meets students' needs for achieving exemplary academic and post-secondary success.

Performance Objective 1: Lorenzo De Zavala Elementary will provide an instructional program in which all students will meet or exceed the district average on district grade level and curriculum assessments and meet or exceed the state average on STAAR.

Evaluation Data Sources: District Assessments, TELPAS Results, and STAAR Results


| Strategy 1 Details | Formative Reviews | | |
|--|-------------------|------------|-------------|
| <p>Strategy 1: All teachers participate in Professional Learning Communities for vertical planning, data disaggregation, and staff development to help all teachers become more successful. We will utilize PLCs weekly during teacher conference periods to discuss their students and determine best practices for them.</p> <p>Strategy's Expected Result/Impact: All students will meet or exceed their targeted growth in NWEA Maps.</p> <p>Staff Responsible for Monitoring: Campus Administrators Teaching and Learning Coach</p> <p>Title I: 2.5</p> | Formative | | |
| | Nov | Feb | June |
| | | | |
| Strategy 2 Details | Formative Reviews | | |
| <p>Strategy 2: All teachers will utilize the curriculum and GCCISD Instructional Framework to identify best practices in the area of Reading, Writing, Science, Math, and inclusion practices to support mainstream, GT, Special Education, at risk and Emergent Bilingual students K-5th grade.</p> <p>Strategy's Expected Result/Impact: Student academic performance on campus and district assessments will be within 10 percentage points of the district average.</p> <p>Staff Responsible for Monitoring: Campus Administrators Teaching and Learning Coach</p> <p>Title I: 2.5</p> | Formative | | |
| | Nov | Feb | June |
| | | | |

| Strategy 3 Details | Formative Reviews | | |
|---|-------------------|------------|-------------|
| <p>Strategy 3: Grade level teams will utilize data-tracking systems and meet to monitor the data. The instructional leadership team will utilize data to monitor implementation of the CIP.</p> <p>Strategy's Expected Result/Impact: All students will meet or exceed their targeted growth in NWEA Maps.</p> <p>Staff Responsible for Monitoring: Campus Administrators Teaching and Learning Coach</p> <p>Title I: 2.4</p> | Formative | | |
| | Nov | Feb | June |
| | | | |
| Strategy 4 Details | Formative Reviews | | |
| <p>Strategy 4: Teachers will utilize the Guided Reading and Guided Math model supported by the campus TLC. Strategies from training will be incorporated into the classroom for all mainstream, GT, Special Education, at risk, and Emergent Bilingual students K-5th grade.</p> <p>Strategy's Expected Result/Impact: All students will meet or exceed their targeted growth in NWEA Maps.</p> <p>Staff Responsible for Monitoring: Campus Administrators Teaching and Learning Coach</p> | Formative | | |
| | Nov | Feb | June |
| | | | |
| Strategy 5 Details | Formative Reviews | | |
| <p>Strategy 5: During WIN time, all teachers will provide differentiated instruction to increase student performance level on STAAR, NWEA Maps, and district assessments.</p> <p>Strategy's Expected Result/Impact: All students will meet or exceed their targeted growth in NWEA Maps. Students in 3rd-5th grade will meet or exceed their projected STAAR proficiency level.</p> <p>Staff Responsible for Monitoring: Campus Administrators</p> <p>Title I: 2.5</p> <p>Funding Sources: Supplemental materials to support student academic improvement - Coordination of Local and State Funds - GT Funds - \$500, Supplemental materials to support student academic improvement - Coordination of Local and State Funds - Special Education Funds - \$500, Supplemental materials to support student academic improvement - Coordination of Local and State Funds - Bilingual/ESL Funds - \$500</p> | Formative | | |
| | Nov | Feb | June |
| | | | |
| <div style="display: flex; justify-content: space-around; align-items: center;"> <div style="text-align: center;">  No Progress </div> <div style="text-align: center;">  Accomplished </div> <div style="text-align: center;">  Continue/Modify </div> <div style="text-align: center;">  Discontinue </div> </div> | | | |

Goal 2: Lorenzo De Zavala Elementary will provide a well balanced and appropriate curriculum to all students.

Performance Objective 1: All staff members will strengthen their knowledge of the TEKS and implement a curriculum to ensure all students are successful.

Evaluation Data Sources: CUAs, CUOs, STAAR, TELPAS, NWEA Maps





| Strategy 1 Details | Formative Reviews | | |
|---|-------------------|------------|-------------|
| <p>Strategy 1: Teachers will utilize effective and research based methods and instructional strategies. Identified teachers will receive coaching support to ensure all students are being provided a well rounded education.</p> <p>Strategy's Expected Result/Impact: Student achievement scores across all STAAR proficiency levels will increase by at least 10%. All students will meet or exceed targeted growth in NWEA Maps.</p> <p>Staff Responsible for Monitoring: Campus Administrators Teaching and Learning Coach</p> | Formative | | |
| | Nov | Feb | June |
| | | | |
| Strategy 2 Details | Formative Reviews | | |
| <p>Strategy 2: Teaching and Learning Coaches and administrators will engage all teachers in coaching cycles and Go, Grow, Glow for staff development.</p> <p>Strategy's Expected Result/Impact: All teachers will make progress on the TTESS rubric according to informal and formal walkthroughs, and observations.</p> <p>Staff Responsible for Monitoring: TLCs, Campus Administrators</p> <p>Funding Sources: Costs of Teaching and Learning Coaches - Coordination of Local, State, and Federal Funds - Title I Part A Funds - \$140,000</p> | Formative | | |
| | Nov | Feb | June |
| | | | |
|  | | | |

Goal 3: Lorenzo De Zavala Elementary, through enhanced dropout prevention efforts, will work to ensure that all students will remain in school until they obtain a high school diploma.

Performance Objective 1: Provide opportunities for all students to improve academics, attendance, and/or behavior needs.

Evaluation Data Sources: Attendance Data, PBIS Data, Failure Report





| Strategy 1 Details | Formative Reviews | | |
|--|-------------------|------------|-------------|
| <p>Strategy 1: Provide interventions, enrichment, or additional tutoring in Math, Reading, and Science for students who are not meeting academic expectations according to the nine weeks failure report or receiving documented interventions through RTI.</p> <p>Strategy's Expected Result/Impact: Student attendance data will stay at or above 97%.</p> <p>Staff Responsible for Monitoring: Campus Administrators Student Support Team</p> <p>Title I: 2.6</p> <p>Funding Sources: Payroll, materials, and supplies for tutorials to support student interventions - Coordination of Local and State Funds - SCE Funds - \$10,000</p> | Formative | | |
| | Nov | Feb | June |
| | | | |
| Strategy 2 Details | Formative Reviews | | |
| <p>Strategy 2: Comply with state and local guidelines in regards to daily student attendance, completing paperwork, working with district attendance staff to ensure proper documentation in Rawee and TEAMS.</p> <p>Strategy's Expected Result/Impact: Student attendance data will stay at or above 97%.</p> <p>Staff Responsible for Monitoring: Campus Administrators Student Support Team</p> | Formative | | |
| | Nov | Feb | June |
| | | | |
| Strategy 3 Details | Formative Reviews | | |
| <p>Strategy 3: The Student Support Team will meet weekly to systematically identify students who are struggling with attendance, academics, and/or behavior.</p> <p>Strategy's Expected Result/Impact: Reduction in office referrals and students on the failure report Increased attendance</p> <p>Staff Responsible for Monitoring: Campus Administrators Campus Student Success Specialist CYS</p> <p>Funding Sources: Campus Student Success Specialist to support student success components - Coordination of Local, State, and Federal Funds - Title I Part A Funds - \$70,000</p> | Formative | | |
| | Nov | Feb | June |
| | | | |

| Strategy 4 Details | Formative Reviews | | |
|---|-------------------|-----|------|
| <p>Strategy 4: Provide college/career planning and increase access to activities involving continued long term educational experiences. There will be a weekly College Shirt Day (Monday) to promote our spirit and attempt to instill in students a desire to continue their education.</p> <p>Strategy's Expected Result/Impact: Students have increased opportunities to be exposed to College names and vocabulary associated with post secondary Counselor focus plans during College week Increased student presence on Xello reports- Once biweekly</p> <p>Staff Responsible for Monitoring: Campus Administrators Counselor</p> | Formative | | |
| | Nov | Feb | June |
| | | | |
| <div style="display: flex; justify-content: space-around; align-items: center;"> <div style="text-align: center;">  No Progress </div> <div style="text-align: center;">  Accomplished </div> <div style="text-align: center;">  Continue/Modify </div> <div style="text-align: center;">  Discontinue </div> </div> | | | |

Goal 4: Lorenzo De Zavala Elementary will provide and maintain a safe, positive learning environment.

Performance Objective 1: Maintain high expectations toward a safe and structured environment including positive student behavior, high attendance, and elevated morale for all staff and students.


Evaluation Data Sources: PBIS Data, student and staff survey data, award ceremony data

| Strategy 1 Details | Formative Reviews | | |
|--|-------------------|------------|-------------|
| <p>Strategy 1: Implement the Character Strong Program supported by our House System, classroom guidance lessons, positive behavior supports, and monthly House Rallies.</p> <p>Strategy's Expected Result/Impact: A decrease in the number of student crisis events as compared to the previous school year and increased positive results on our student and staff culture and climate survey.</p> <p>Staff Responsible for Monitoring: Campus Administrators Counselor</p> | Formative | | |
| | Nov | Feb | June |
| | | | |
| Strategy 2 Details | Formative Reviews | | |
| <p>Strategy 2: Promote positive behavior with SWIM expectations, Dolphin Dollars, weekly Dolphin Store, and character awards at monthly House Rallies. The PBIS team will meet monthly to monitor behavior data and SWIM implementation.</p> <p>Strategy's Expected Result/Impact: A decrease in the number of student crisis events as compared to the previous school year and increased positive results on our student and staff culture and climate survey.</p> <p>Staff Responsible for Monitoring: Campus Administrators Counselor All Staff</p> | Formative | | |
| | Nov | Feb | June |
| | | | |
|  No Progress  Accomplished  Continue/Modify  Discontinue | | | |

Goal 4: Lorenzo De Zavala Elementary will provide and maintain a safe, positive learning environment.

Performance Objective 2: The campus will utilize a coordinated school health and wellness approach fostering a safe and healthy learning and working environment aiming to improve academic performance for all students.





Evaluation Data Sources: Fitness Gram testing data, Campus CSHAC documentation, PE and Classroom lesson plans, Master Schedule

| Strategy 1 Details | Formative Reviews | | |
|--|-------------------|------------|-------------|
| <p>Strategy 1: Provide PE activities which promote wellness and physical activity with the students, as well as family involvement and knowledge of healthy lifestyle choices.</p> <p>Strategy's Expected Result/Impact: 80% of 3rd-5th grade students will improve their Fitness Gram testing results when comparing BOY to EOY.</p> <p>Staff Responsible for Monitoring: Campus Administrators, PE Teachers</p> | Formative | | |
| | Nov | Feb | June |
| | | | |
| Strategy 2 Details | Formative Reviews | | |
| <p>Strategy 2: Incorporate sun safety lessons into health/wellness education over the course of the school year.</p> <p>Strategy's Expected Result/Impact: 100% of students will received required sun safety lessons as documented in the End of Year CSAHC Survey.</p> <p>Staff Responsible for Monitoring: Campus Administrators, PE Teachers</p> | Formative | | |
| | Nov | Feb | June |
| | | | |
|  | | | |

Goal 5: Lorenzo De Zavala Elementary will recruit, develop, and retain highly effective personnel.

Performance Objective 1: Recruit and retain highly effective personnel.

Evaluation Data Sources: Staff HQ Reports, Staff Retention Report





| Strategy 1 Details | Formative Reviews | | |
|---|-------------------|------------|-------------|
| <p>Strategy 1: Utilize Campus Mentor to work with new teachers and help with the transitions needed to teach student for demonstration of 1 year's growth.</p> <p>Strategy's Expected Result/Impact: Reduced staff turnover percentages (10% or less), and improved transition for new personnel resulting in students meeting individualized student growth measures on the following assessments: CUA, CUO, Benchmark, Interim, TxKea, CLI, Guided Reading Levels, MAP, STAAR</p> <p>Staff Responsible for Monitoring: Campus Administrators Campus Mentor</p> | Formative | | |
| | Nov | Feb | June |
| | | | |
| Strategy 2 Details | Formative Reviews | | |
| <p>Strategy 2: Continue to recruit highly effective staff to ensure all students are educated using research based or data proven strategies.</p> <p>Strategy's Expected Result/Impact: Data reflects continuous growth for students measured by artifacts, quick checks, CUA, CUO, Benchmark, Interim, TxKea, CLI, Guided Reading Levels, MAP, STAAR</p> <p>Staff Responsible for Monitoring: Campus Administrators</p> | Formative | | |
| | Nov | Feb | June |
| | | | |
|  No Progress  Accomplished  Continue/Modify  Discontinue | | | |

Goal 6: Lorenzo De Zavala Elementary will establish and maintain parental and community partnerships in education to enhance student achievement.

Performance Objective 1: Lorenzo De Zavala will establish and maintain communication between home, school and community that will foster active parent, family, and community involvement in order to establish a strong connection between the school and home.

Evaluation Data Sources: Parent Surveys, Parent Event Report, Volunteer Report, Tuesday folders, Parent Monthly Newsletter, Website updates, Social Media Posts


| Strategy 1 Details | Formative Reviews | | |
|---|-------------------|------------|-------------|
| <p>Strategy 1: The campus Parent and Family Engagement Policy and the School Compact will be jointly developed and updated periodically with parents in order to meet the changing needs of parents and the school. These documents will be distributed to parents and family members as well as made available to the local community in an understandable and uniform format.</p> <p>Strategy's Expected Result/Impact: Increase in positive parent participation evidenced by an increase of monthly volunteers/mentors on volunteer sign in sheets Title I meeting Agendas Title I sign in sheets</p> <p>Staff Responsible for Monitoring: Campus Administrators CSSS</p> <p>Title I: 4.1</p> | Formative | | |
| | Nov | Feb | June |
| | | | |
| Strategy 2 Details | Formative Reviews | | |
| <p>Strategy 2: The campus will convene an annual Title I meeting as well as engage parents in meaningful ways to support student academic progress through parent-teacher conferences, family nights, and other parent-related services. The campus will schedule these opportunities at times that will optimize participation by parents and family members.</p> <p>Strategy's Expected Result/Impact: Family Night Session- Anecdotal feedback from parents added to agenda Sign-In Sheets demonstrating increased parent participation amounts Post survey sent for additional feedback Increase in volunteering evidenced by monthly sign-in log</p> <p>Staff Responsible for Monitoring: Campus Administrators CSSS</p> <p>Title I: 4.2</p> <p>Funding Sources: Materials/supplies for parent academic activities. - Coordination of Local, State, and Federal Funds - Title I Part A Funds - \$500, Campus Student Success Specialist to support parent academic training sessions - Coordination of Local, State, and Federal Funds - Title I Part A Funds - \$4,000</p> | Formative | | |
| | Nov | Feb | June |
| | | | |

| Strategy 3 Details | Formative Reviews | | |
|--|-------------------|-----|------|
| <p>Strategy 3: Facilitate communication between school and home through home visits, monthly calendars, Parent Square, phone calls, parent conferences and volunteers program.</p> <p>Strategy's Expected Result/Impact: Teacher communication logs/contact journal entries increase from previous year by 10% from previous year. Participation at events increase by 10% from previous year (sign in sheets) Parent/Teacher Face to Face Conference (each student) time 2 a year is met or exceeded.</p> <p>Staff Responsible for Monitoring: Campus Administrators</p> | Formative | | |
| | Nov | Feb | June |
| | | | |
| <div style="display: flex; justify-content: space-around; align-items: center;"> <div style="text-align: center;">  No Progress </div> <div style="text-align: center;">  Accomplished </div> <div style="text-align: center;">  Continue/Modify </div> <div style="text-align: center;">  Discontinue </div> </div> | | | |

Goal 7: Lorenzo De Zavala Elementary will provide the technology infrastructure and tools to maximize student achievement.

Performance Objective 1: We will utilize and integrate available technology, software, and websites into developmentally appropriate lessons to introduce, practice, and/or reinforce TEKS.

Evaluation Data Sources: Lesson Plans, observations, data, and walk throughs.

| Strategy 1 Details | Formative Reviews | | |
|---|-------------------|------------|-------------|
| <p>Strategy 1: Utilize district approved technology programs in order to differentiate instruction/instructional support for all students. Strategy's Expected Result/Impact: Continuous academic student growth and an increase on all local and state assessments. Staff Responsible for Monitoring: Campus Administrators Teaching and Learning Coach</p> | Formative | | |
| | Nov | Feb | June |
| | | | |
| Strategy 2 Details | Formative Reviews | | |
| <p>Strategy 2: Provide opportunities for staff develop that will enhance the effective use of technology in the classroom. Utilize campus and district specialists to model lesson and provide instructional resources to teachers. Teachers will be encouraged to attend district sponsored staff development on technology. Strategy's Expected Result/Impact: Increased use of appropriate technology on campus and higher student engagement and creation during walkthroughs Staff Responsible for Monitoring: Campus Administrators Teaching and Learning Coach</p> | Formative | | |
| | Nov | Feb | June |
| | | | |
|  | | | |

Campus Funding Summary

| Coordination of Local, State, and Federal Funds | | | | | |
|---|-----------|----------|---|-------------------------|--------------|
| Goal | Objective | Strategy | Resources Needed | Account Code | Amount |
| 2 | 1 | 2 | Costs of Teaching and Learning Coaches | Title I Part A Funds | \$140,000.00 |
| 3 | 1 | 3 | Campus Student Success Specialist to support student success components | Title I Part A Funds | \$70,000.00 |
| 6 | 1 | 2 | Materials/supplies for parent academic activities. | Title I Part A Funds | \$500.00 |
| 6 | 1 | 2 | Campus Student Success Specialist to support parent academic training sessions | Title I Part A Funds | \$4,000.00 |
| Sub-Total | | | | | \$214,500.00 |
| Coordination of Local and State Funds | | | | | |
| Goal | Objective | Strategy | Resources Needed | Account Code | Amount |
| 1 | 1 | 5 | Supplemental materials to support student academic improvement | Bilingual/ESL Funds | \$500.00 |
| 1 | 1 | 5 | Supplemental materials to support student academic improvement | GT Funds | \$500.00 |
| 1 | 1 | 5 | Supplemental materials to support student academic improvement | Special Education Funds | \$500.00 |
| 3 | 1 | 1 | Payroll, materials, and supplies for tutorials to support student interventions | SCE Funds | \$10,000.00 |
| Sub-Total | | | | | \$11,500.00 |